



Speed Control of PMSM by using Fuzzy Sliding Mode Control

K. Venkateswara Rao | B. Lakshminarayana

Department of Electrical and Electronics Engineering, Baba Institute of Technology and Sciences, Visakhapatnam, India

To Cite this Article

K. Venkateswara Rao and B. Lakshminarayana. Speed Control of PMSM by using Fuzzy Sliding Mode Control. *International Journal for Modern Trends in Science and Technology* 2021, 7, pp. 172-176. <https://doi.org/10.46501/IJMTST0711028>.

Article Info

Received: 11 October 2021; Accepted: 19 November 2021; Published: 23 November 2021

ABSTRACT

In order to optimize the speed control performance of the permanent-magnet synchronous motor (PMSM) system with different disturbances and uncertainties, a nonlinear speed-control algorithm for the PMSM servo systems using sliding-mode control and disturbance compensation techniques is developed in this paper. First, a sliding-mode control method based on one novel sliding-mode reaching law (SMRL) is presented. This SMRL can dynamically adapt to the variations of the controlled system, which allows chattering reduction on control input while maintaining high tracking performance of the controller. Then, an extended sliding-mode disturbance observer is proposed to estimate lumped uncertainties directly, to compensate strong disturbances and achieve high servo precisions. A fuzzy sliding mode controller is used to reduce the disturbances during loading. Simulation and experimental results both show the validity of the proposed control approach.

Index Terms : Disturbance observer, permanent-magnet synchronous motor (PMSM), Sliding-mode control (SMC), sliding-mode reaching law (SMRL), fuzzy logic controller.

INTRODUCTION

In The permanent-magnet synchronous motor (PMSM) control system, the classical proportional integral (PI) control technique is still popular due to its simple implementation [1]. However, in a practical PMSM system, there are large quantities of the disturbances and uncertainties, which may come internally or externally, e.g., unmodeled dynamics, parameter variation, friction force, and load disturbances. It will be very difficult to limit these disturbances rapidly if adopting linear control methods like PI control algorithm [20]. Therefore, many nonlinear control methods have been adopted to improve the control performances in systems with different disturbances and uncertainties,

e.g., robust control [4], [5], sliding-mode control (SMC) [6], [7], [10], [16], adaptive control [8], backstepping control [9], predictive control [11], intelligent control [13], [14], and so on. In these nonlinear control methods, SMC method is well known for its invariant properties to certain internal parameter variations and external disturbances, which can guarantee perfect tracking performance despite parameters or model uncertainties. It has been successfully applied in many fields [15], [16]. In [6], the fuzzy sliding-mode approach was applied to a six-phase induction machine. In [7], a hybrid terminal sliding-mode observer was proposed based on the nonsingular terminal sliding mode and the high-order sliding mode for the rotor position and

speed estimation in one PMSM control system. In [17], the performance of a sliding-mode controller was studied using a hybrid controller applied to induction motors via sampled closed representations. The results were very conclusive regarding the effectiveness of the sliding-mode approach. A neuron-fuzzy sliding-mode controller applied to induction machine can also be found in [15]. However, the robustness of SMC can only be guaranteed by the selection of large control gains, while the large gains will lead to the well-known chattering phenomenon, which can excite high-frequency dynamics. Thus, some approaches have been proposed to overcome the chattering, such as continuation control, high-order sliding-mode method [16], complementary sliding-mode method [18], and reaching law method [2], [3], [12], [19]. The reaching law approach deals directly with the reaching process, since chattering is caused by the nonideal reaching at the end of the reaching phase. In [3], authors presented some reaching laws, which can restrain chattering by decreasing gain or making the discontinuous gain a function of sliding-mode surface. In [12], a novel exponential reaching law was presented to design the speed- and current-integrated controller. To suppress chattering problem, system variable was used in this reaching law. However, in the aforementioned reaching laws, the discontinuous gain rapidly decreases because of variation of the functions of the sliding surface, thus reducing

the robustness of the controller near the sliding surface and also increasing the reaching time. In order to solve the aforementioned problems, a novel reaching law, which is based on the choice of an exponential term that adapts to the variations of the sliding-mode surface and system states, is proposed in this paper. This reaching law is able to deal with the chattering/reaching time dilemma. Based on this reaching law, a sliding-mode speed controller of PMSM is developed. Then, to further improve the disturbance rejection performance of SMC method, extended sliding-mode disturbance observer (ESMDO) is proposed, and the estimated system disturbance is considered as the feed forward compensation part to compensate sliding-mode speed controller. Thus, a composite control method combining an SMC part and a feed forward compensation part based on ESMDO, called

SMC+ESMDO method, is developed. Finally, the effectiveness of the proposed control approach was verified by simulation and experimental result.

PMSM MODEL

One PMSM model in the rotor d-q coordinates can be expressed as follows

$$\begin{aligned} T_e &= 105p\psi_a i_a \\ T_e - T_L &= \frac{J}{p}\dot{\omega} + B\omega \\ u_d &= r i_d - \omega L i_q + L \dot{i}_d \\ u_q &= r i_q + \omega L i_q + \omega \psi_a + L \dot{i}_q \end{aligned}$$

where u_d and u_q represent d and q axes stator voltages, respectively; i_d and i_q are d and q axes currents, respectively; L is stator inductance; r is stator resistance; T_e is electrical magnetic torque; T_L is load torque; p is number of pole pairs; ψ_a is flux linkage of permanent magnets; ω is electrical angular velocity; B is viscous friction coefficient; J is rotational inertia.

SMC DESIGN WITH REACHING LAW METHOD:

Compared with other nonlinear control methods, SMC is more insensitive to internal parameter variations and external disturbance once the system trajectory reaches and stays on the sliding surface. However, how to design the SMC controller to reduce chattering is crucial, which motivates our researches for a new reaching law introduced in the next section. A complete study of SMRL theory can be found in [3]. In this section, the basic SMC design method is introduced briefly. In general, SMC design can be divided into two steps, the first step is to choose the sliding-mode surface, and the next step is to design the control input such that the system trajectory is forced toward the sliding-mode surface, which ensures the system to satisfy the sliding-mode reaching condition that is expressed as follows:

$$s \cdot \dot{s} < 0$$

$$\begin{cases} \dot{x}_1 = x_2 \\ \dot{x}_2 = f(x) + g(x) + b(x)u \end{cases}$$

where $x = [x_1, x_2]^T$ is system state, $g(x)$ represents the system disturbances, and $b(x)$ is not zero. The concrete steps include the following. First, the typical sliding-mode surface is chosen as follows:

$$s_1 = cx_1 + x_2.$$

Such sliding-mode surface can guarantee the asymptotic stability of the sliding mode, and the asymptotic rate of convergence is in direct relation with the value of c. Next, the control input u should be designed in such a way that the sliding-mode reaching condition (inequality (2)) is met. Thus, equal reaching law is typically chosen as follows:

$$\begin{aligned} \dot{s}_1 &= -k_1 \cdot \text{sgn}(s_1) \\ cx_1 + \dot{x}_2 &= -k_1 \cdot \text{sgn}(s_1). \\ cx_2 + f(x) + g(x) + b(x) \cdot u &= -k_1 \cdot \text{sgn}(s_1). \\ u &= -b^{-1}(x)[cx_2 + f(x) + g(x) + k_1 \cdot \text{sgn}(s_1)] \cdot \omega + B\omega \end{aligned}$$

Here, it can be found that the discontinuous term $-b^{-1}(x)k_1 \cdot \text{sign}(s_1)$ is contained in the control input, which leads to the occurrence of chattering. And the chattering level is up to the value of k_1 directly.

DESIGN OF SMC SPEED CONTROLLER:

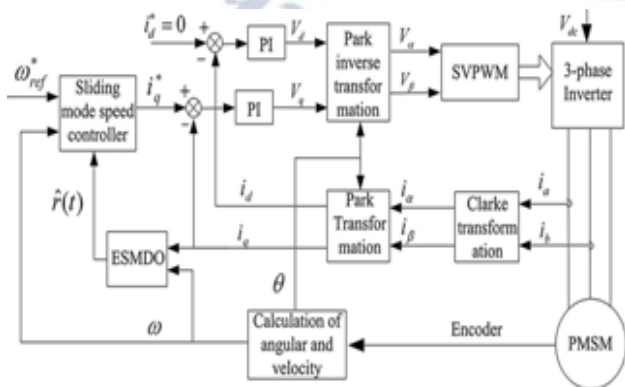
The novel SMRL is realized based on the choice of an exponential term that adapts to the variations of the sliding-mode surface and system states. This reaching law is given by

$$\begin{aligned} \dot{s} &= -eq(x_1, s) \cdot \text{sgn}(s), \quad eq(x_1, s) \\ &= \frac{k}{[\varepsilon + (1 + 1/|x_1 - \varepsilon|)e^{-\delta|s}]} \end{aligned}$$

SPEED CONTROLLER DESIGN BASED ON THE PRO-POSED REACHING LAW:

$$i_q^* = a_n^{-1} \{ \omega_{ref} + c_n \omega + [l + eq(x_1, S)] \cdot \text{sgn}(S) \}.$$

BLOCK DIGRAM:



SMC+ESMDO control scheme of the PMSM speed-regulation system.

FUZZY SYSTEM:

The fuzzy interface system Fuzzy system basically consists of a formulation of the mapping from a given input set to an output set using Fuzzy logic. The mapping process provides the basis from which the interference or conclusion can be made. A Fuzzy interface process consists of following steps

Step 1: Fuzzification of input variables.

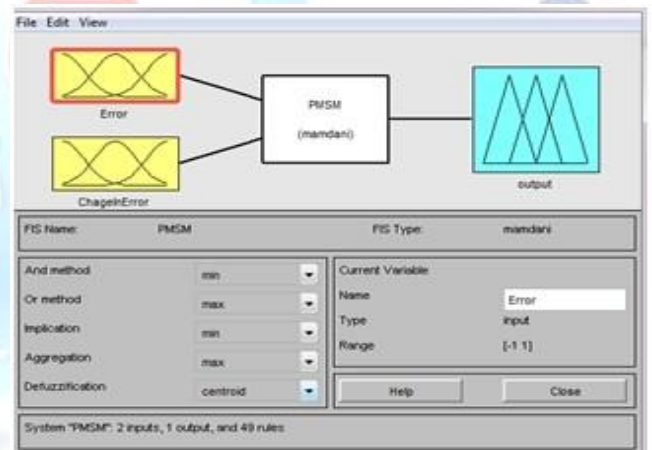
Step 2: Application of Fuzzy operator.(AND, OR, NOT) In the IF (antecedent) part of the rule.

Step 3: Implication from the antecedent to the consequent (Then part of the rule).

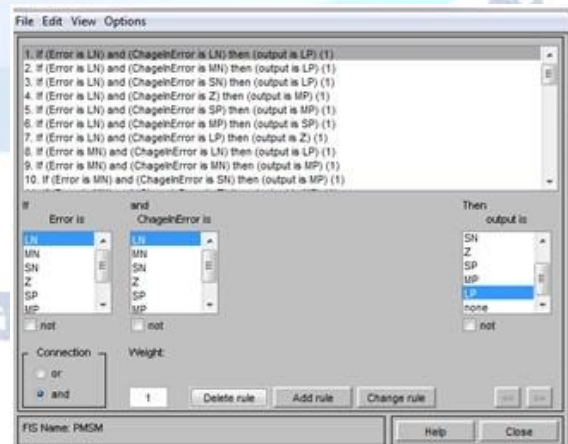
Step 4: Aggregation of the consequents across the rules.

Step 5: Defuzzification.

Generally there will be a matrix of rules similar to the ES rule matrix for Ex: There are 7MF for input variables 'x' and MF for input variable 'y' then there will be all together 35 rules.



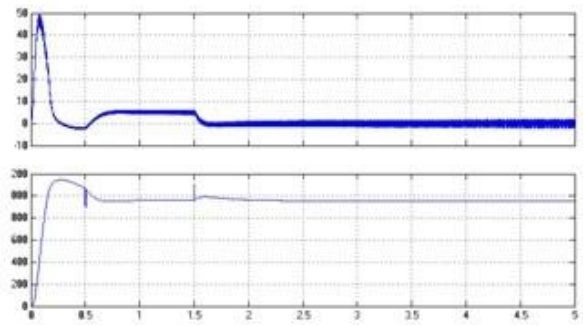
Fuzzy fis editor



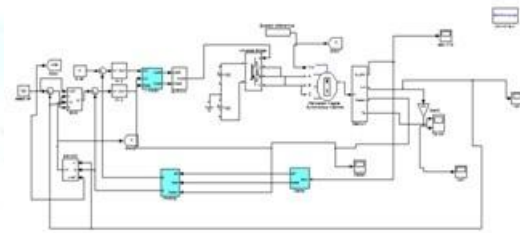
Fuzzy rules

SIMULATION RESULTS:

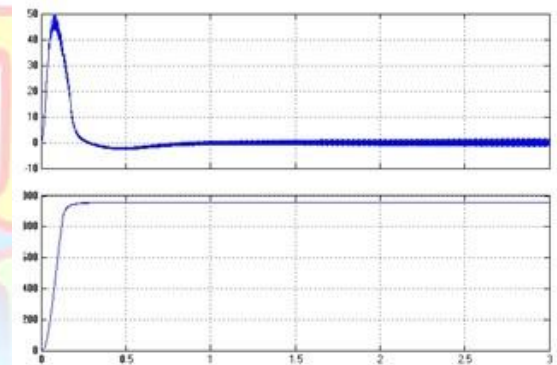
PI simulation parameters of the both current loops are the same: the proportional gain $K_{pc} = 10$, the integral gain $K_{ic} = 2.61$. The PI simulation parameter of the speed loop is that proportional gain $K_{ps} = 0.5$, and integral gain $K_{is} = 20$. The parameters of the SMC+ESMDO speed loop are: $k = 20$, $\delta = 10$, $\epsilon = 0.1$, and $x1 = e$. The simulation results of the PI controller and the SMC+ESMDO controller. From the simulation results, it can be observed that the SMC+ESMDO method has a smaller overshoot and a shorter settling time compared with the PI method when the reference speed is 1000 r/min. Moreover, when load torque $T_L = 4 \text{ N}\cdot\text{m}$ is added suddenly at $t = 0.1 \text{ s}$ and removed at $t = 0.2 \text{ s}$, the SMC+ESMDO method gives less speed and electrical magnetic torque fluctuations. Estimated load disturbance of the ESMDO and load disturbance command are shown. It can be observed that the ESMDO can estimate the disturbance exactly and quickly with low chattering. A fuzzy smc controller is designed to reduce the transients during load conditions.



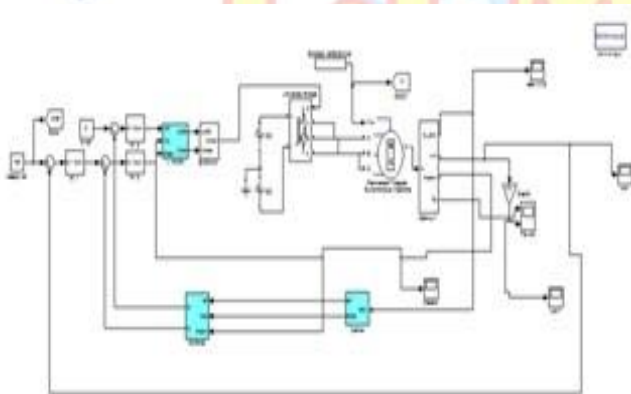
Simulation result with pi controller
Simulation result with pi controller with change in load



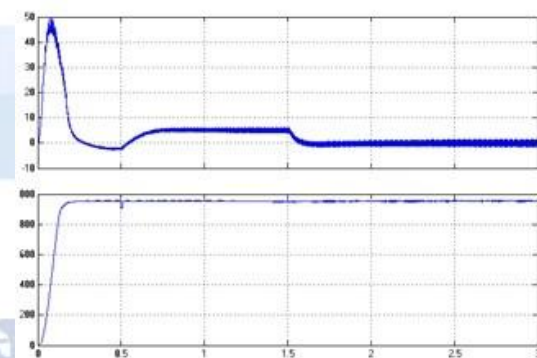
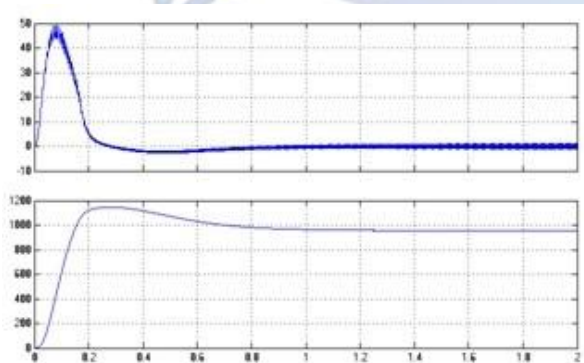
Simulation block of pmsm with SMC controller



Simulation result with smc controller



Simulation block of pmsm with pi controller



Simulation result with smc controller with change in load

CONCLUSION:

In this project, one nonlinear SMC algorithm is proposed and has been applied to a PMSM system, to avoid chattering occurring and to suppress

disturbances. The major contributions of this work include: 1) A novel SMRL method is introduced to control the chattering; 2) In order to estimate system disturbances, one extended sliding-mode disturbance observer is presented; 3) A composite control method that combines SMC and ESMDO is developed to further improve the disturbance rejection ability of SMC system. 4) A fuzzy SMC is designed to reduce the total distortion at any load values. Simulation results are done using MATLAB.

REFERENCES

- [1] X. G. Zhang, K. Zhao, and L. Sun, "Nonlinear speed control for PMSM System using Sliding mode control and Disturbance compensation techniques," *IEEE Trans. power. electron*, vol. 28, no. 3, pp. 1358-1365, mar. 2013.
- [2] Y. X. Su, C. H. Zheng, and B. Y. Duan, "Automatic disturbances rejection controller for precise motion control of permanent-magnet synchronous motors," *IEEE Trans. Ind. Electron.*, vol. 52, no. 3, pp. 814-823, Jun. 2005.
- [3] X. G. Zhang, K. Zhao, and L. Sun, "A PMSM sliding mode control system based on a novel reaching law," in *Proc. Int. Conf. Electr. Mach. Syst.*, 2011, pp. 1-5.
- [4] W. Gao and J. C. Hung, "Variable structure control of nonlinear systems: A new approach," *IEEE Trans. Ind. Electron.*, vol. 40, no. 1, pp. 45-55, Feb. 1993.
- [5] G. Feng, Y. F. Liu, and L. P. Huang, "A new robust algorithm to improve the dynamic performance on the speed control of induction motor drive," *IEEE Trans. Power Electron.*, vol. 19, no. 6, pp. 1614-1627, Nov. 2004.
- [6] Y. A.-R. I. Mohamed, "Design and implementation of a robust current control scheme for a pmsm vector drive with a simple adaptive disturbance observer," *IEEE Trans. Ind. Electron.*, vol. 54, no. 4, pp. 1981-1988, Aug. 2007.
- [7] M. A. Fnaiech, F. Betin, G.-A. Capolino, and F. Fnaiech, "Fuzzy logic and sliding-mode controls applied to six-phase induction machine with open phases," *IEEE Trans. Ind. Electron.*, vol. 57, no. 1, pp. 354-364, Jan. 2010.
- [8] Y. Feng, J. F. Zheng, X. H. Yu, and N. Vu Truong, "Hybrid terminal sliding mode observer design method for a permanent magnet synchronous motor control system," *IEEE Trans. Ind. Electron.*, vol. 56, no. 9, pp. 3424-3431, Sep. 2009.
- [9] H. H. Choi, N. T.-T. Vu, and J.-W. Jung, "Digital implementation of an adaptive speed regulator for a PMSM," *IEEE Trans. Power Electron.*, vol. 26, no. 1, pp. 3-8, Jan. 2011.
- [10] R. J. Wai and H. H. Chang, "Backstepping wavelet neural network control for indirect field-oriented induction motor drive," *IEEE Trans. Neural Netw.*, vol. 15, no. 2, pp. 367-382, Mar. 2004.
- [11] G. H. B. Foo and M. F. Rahman, "Direct torque control of an ipm synchronous motor drive at very low speed using a sliding-mode stator flux observer," *IEEE Trans. Power Electron.*, vol. 25, no. 4, pp. 933-942, Apr. 2010.
- [12] D. W. Zhi, L. Xu, and B. W. Williams, "Model-based predictive direct power control of doubly fed induction generators," *IEEE Trans. Power Electron.*, vol. 25, no. 2, pp. 341-351, Feb. 2010.
- [13] K. Zhao, X. G. Zhang, L. Sun, and C. Cheng, "Sliding mode control of high-speed PMSM based on precision linearization control," in *Proc. Int. Conf. Electr. Mach. Syst.*, 2011, pp. 1-4.
- [14] C.-S. Chen, "Task-type self-organizing recurrent-neural-fuzzy control of linear microstepping motor drives," *IEEE Trans. Power Electron.*, vol. 25, no. 9, pp. 2253-2265, Sep. 2010.