IJMTST is UGC Approved Journal with Journal Id: 43137

International Journal for Modern Trends in Science and Technology, 8(S06): 232-239, 2022

ISSN: 2455-3778 online
DOI: https://doi.org/10.46501/IJMTST08S0735
Available online at: https://www.ijmtst.com/vol8si07.html

Experimental Investigation of AL-ZrO2-Gr Composite Material by using Powder Metallurgy Process

Alapati Babji, Akula Venkata Sai Teja, Brehara Dinesh Kumar, Manyam Venkatesh, Gara Kishore

Department of Mechanical Engineering, Godavari Institute of Engineering and Technology(A), JNTUK, Kakinada.

To Cite this Article
Alapati Babji, Akula Venkata Sai Teja, Brehara Dinesh Kumar, Manyam Venkatesh, Gara Kishore. Experimental Investigation of AL-ZrO2-Gr Composite Material by using Powder Metallurgy Process. International Journal for Modern Trends in Science and Technology 2022, 8(S06), pp. 232-239. https://doi.org/10.46501/IJMTST08S0735

Article Info
Received: 26 April 2022; Accepted: 24 May 2022; Published: 30 May 2022.

ABSTRACT

Traditional solid materials have limits in accomplishing a great mix of solidarity, firmness, strength, and thickness. Composites are the most encouraging materials of late interest to defeat these inadequacies and satisfy the consistently expanding need for advanced innovation. The current examination work includes the investigation of Al 5052-Zro2-Gr composite through powder metallurgy. This technique includes the development of fortifications inside the grid by the synthetic response of at least two mixtures which likewise creates a few changes in the lattice material inside the area. Zirconium dioxide (Zro2) was the fortification in the grid of Al 5052 composite which can be reasonable for space, airplane, and auto parts at raised temperatures. The mechanical properties as far as hardness and effect test was completed. The example of the Al 5052 compound was additionally projected and tried for correlation.

KEYWORDS: Al 5052 Alloy, Zro2-Zirconium Dioxide, Gr-Graphite, Metal Matrix Composite, Nano Composites.

1. INTRODUCTION

Composites are artificial materials comprising of at least one broken stage having close contact with one another, with the cognizable point of interaction between them. These are multifunctional materials frameworks that give qualities not reachable from individual stages. Further, composites are tailor-made to be financially savvy, property powerful, and application-arranged [1]. By and large, the broken stage is more diligent and more grounded than the ceaseless stage and is known as the reinforcement. While the persistent stage is named the 'framework the framework holds support to shape the ideal shape and bears a significant part of an applied burden, while the support works on the by and large mechanical properties of the lattice [5]. Support builds the Strength, solidness, wear opposition, and temperature obstruction limit and brings down the thickness [8].

CLASSIFICATION OF COMPOSITES

In general, composites are classified according to the type of matrix material and then the nature of reinforcement at two Distinct levels. Based on the type of matrix material

1. Metal-matrix composites (MMC):

MMCs are innovations during the early60, made out of fundamentally a metallic Matrix built up wgeally ceramics.

2. Polymer-matrix composites (PMC):

Contain are reinforcing fibers and building up filaments like glass strands, aramid, and so forth. Low densities, great erosion obstruction, low warm conductivities, and

low electrical conductivities are the upsides of these composites.

3. Ceramic-matrix composites (CMC):

Ceramics materials frequently display a mix of valuable physical and mechanical properties, including high recalcitrance, yet their applications are confined.

4. Carbon-carbon composites (CCC):

Carbon composites are utilized in an assortment of areas requiring high mechanical properties

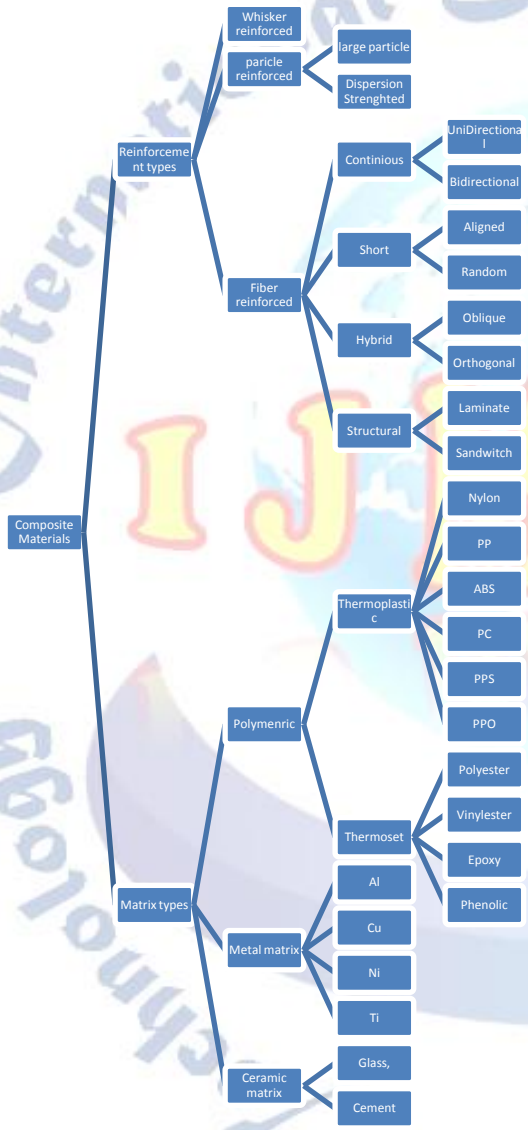

Figure 1: Types of Composite

STRUCTURE OF PAPER:

The paper is organized as follows: In Section 1, the introduction of the paper and Classification of Composites are provided along with the structure, important terms, objectives, and overall description. In Section 2 we discuss related work. In Section 3 We have given the Experimental work i.e. process involved in powder metallurgy A Section 4 we have given the results andanalysisdiscussedintheabstract.Section5hasgiven theconclusionandfuturescope6includesReferences.

OBJECTIVE:

Zirconium dioxide (ZrO2) and Graphite is a very hard ceramic that has magnificent intensity conductivity, oxidation steadiness, and wear opposition. It is additionally a sensible electrical conduit so it tends to be utilized as a cathode material in aluminum purifying and can be formed by electrical release machining. ZrO2 and Gr have widely utilized plane and car parts at raised temperatures. It is an appealing material forward the aluminum business as an inoculant stores fine the grain size while projecting aluminum amalgams, on account of its wet capacity and low dissolvability in liquid aluminum, and great electrical conductivity. Zro2 and Gr are disconnected powders that can be utilized to give wear and consumer protection from a modest and additionally intense substrate. An endeavor has accordingly been made to manufacture Al-5052 combination-based composites by utilizing Zro2 and Gr case support and Al 5056-ZrO2-Gr to concentrate on the mechanical properties and disfigurement conduct of these resultant composites.

RELATED WORK:

Powder metallurgy (PM) is a metalworking cycle for framing accuracy metal parts from metalPowders. [5]The metal powder is first squeezed into the item the shape is at room temperature [2]. This is trailed by warming (Sintering) that makes the powder particles combine without liquefying. The parts created by PM have satisfactory physical and Mechanical properties while meeting the useful execution qualities [6][9]. The expense of delivering a part of a given shape and the required layered resistances by PM are by and large lower than The expense of giving or making it a role as a fashioned item, due to the incredibly low piece and the fewer handling steps[12]. The expense advantage is the principal reason for choosing PM as a course of creation for high volume parts which should be created precisely to, or near, conclusive aspects [17]. Parts can be delivered

which are impregnated with oil or plastic, or penetrated with lower dissolving point metal. They can be electroplated, heat-treated, and machined if essential.

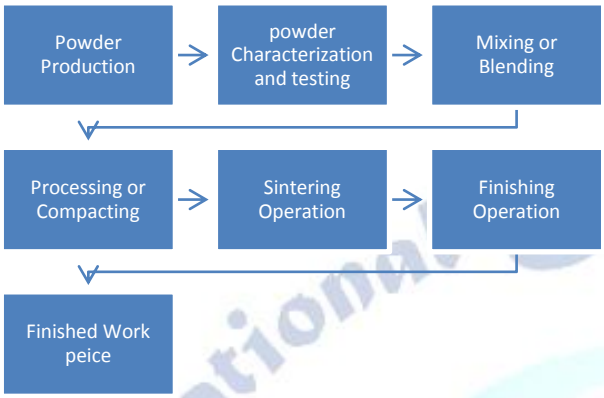

Figure 2:Powder Metallurgy Process

1. Mixing:

A homogeneous combination of essential metal powders or combination powders is ready. Contingent on the need powders of other combinations or oils might be added [6], [7], [20].

2. Compacting:

A controlled measure of the blended powder is brought into an accuracy kick the bucket and afterward, it is squeezed or compacted at a strain in the scope of 100Mpa to1000Mpa. The compacting pressure required depends on the qualities and state of the particles, the technique for blending, and the ointment utilized. This is by and large done at room temperature. [2], [5].In doing as such, the free powder is united and densified into a formed model. The model is by and large called ,green compact. As it emerges from the kick the bucket, the smaller has the size and state of the completed item [17]. The strength of the conservative is only adequate for in-process dealing with furthermore, transportation to the sintering heater [20].

3. Die:

Die design is one of the most important steps in the Powder Metallurgy process because the shape and attributes of the die will directly affect the final component. Die design has several steps and considerations to be made before fabrication.

Figure 3: Cylindrical Die

Figure 4: At the workingposition

4. Sintering:

Most metals can be sintered. Powder sintering is utilized to build the strength and underlying trustworthiness of metal powders. The sintering process in metallurgy follows the melding of metal powders, along with other materials, for example, alloying elements, using heat treatment in a single, elongated furnace with various temperature zones [2],[3],[5]. The sintering temperature is dependably beneath the liquefying point of the material to keep it away from softening.

The principal phase of metal powder sintering includes the materials being warmed in the heater at a temperature the rate that actuates the making of martensitic, glasslike structures. Complete compaction doesn't happen since the sintering temperature isn't sufficiently high to liquefy the particles. Solidifying the materials can be achieved through different means, including utilizing instruments to press the materials together or 3D printing lasers which can somewhat soften powders[2]. The particles can likewise be joined by cool welds to give the powder minimized sufficient strength until the end of the sintering process [5].

The molecule's thickness increments and in the end merge Two familiar ways of accomplishing this are transient fluid stage sintering and extremely durable fluid stage sintering[3]. If the sintering powder

minimized includes iron, then the transient fluid stage sintering is used. In this process, copper powder is added to the iron powder. At the normal sintering temperature, copper liquefies and imbues with the iron, solidifying the materials together. In the extremely durable fluid stage method, liquid materials, for example, solidified carbides are added and stream out of the dark pores and cracks, further restricting the materials together[15],[19].

Figure 5: Mufflefurnace Figure6: InsideViewofMuffle

Figure7: Pilletsaftersintering

5. DiscPolishingProcess:

GrindingshouldbedoneusingdifferentGritemerypapersin order.Firstfixthegrit-grindingemerypaperontheleftsideAl

Sl.no	Composition
1	Al-5052
2	Al-5052+1%ZrO2+1%Gr
3	Al-5052+2%ZrO2+2%Gr
4	Al-5052+3%ZrO2+2%Gr
5	Al-5052+4%ZrO2+2%Gr

uminumdiscandgrind.Beforepolishing,cleanthespecimen withwater.Fixthepolishingclothusing a

holdingspringontherightsidedisc [5]. Fixspringonthegrooveinthecircumferenceofthe discaftercoveringthediscwith a

polishingcloth.Thespeedoftheclothpolishingshouldbebel ow600ppm.

Figure 8: DiscPolishing MachineFigure 9: FinishingPellets

6. SEM images:

SEM IMAGES FOR PURE ALUMINIUM (Al-100%):



Mag: 500x **Mag:** 2.50k **Mag**:10kX

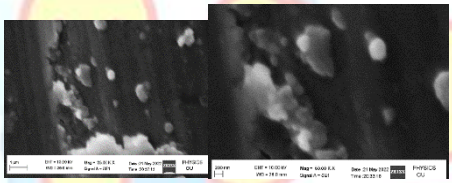

Mag: 25.00kx **Mag**: 50.00kx

SEM IMAGES FOR PURE ALUMINIUM (AL-94%, Zro2-4%, Gr-2%)

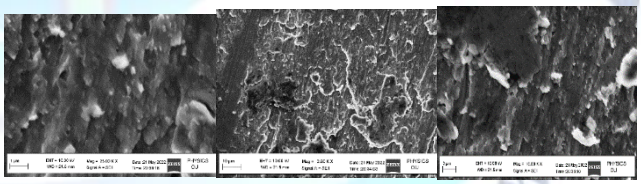

Mag: 500x **Mag:** 2.50x **Mag:** 10kx



Mag: 25.00kx**Mag:** 50.00kx

. EXPERIMENTAL WORK:

Table 1: Composition of the sample

Figure 10: Aluminum Powder

Figure 11: Zirconium Dioxide

Figure 12: Graphite

Hardness Testing:

The Micro Vickers Method opts for Hardness Testing because it is an ideal and precise strategy for mixture composites and little and slim examples. It depends on the Optical estimation framework [10]. The miniature

On the contrary, faces are exposed to a heap of 0.5kg. [5].The full burden is regularly applied for 10 to 15 seconds [9],[13].

Figure13: Vickers hardness Test Machine

Table 2: Hardness values for a specimen:

Compositions	Trail 1			Trail 2			VHN
	D1	D2	VHN	D1	D2	VHN	
Al 5052	89	67	103	47	46	106	105
Al5052+1% Zro_2+1%Gr	47	47	109	89	46	104	107
Al5052+2%Zro_2 +2%Gr	46	67	112	35	79	115	114
Al5052+3%Zro_2 +2%Gr	79	27	115	76	76	116	116
Al5052+4%Zro_2 +2%Gr	76	56	119	47	49	108	114

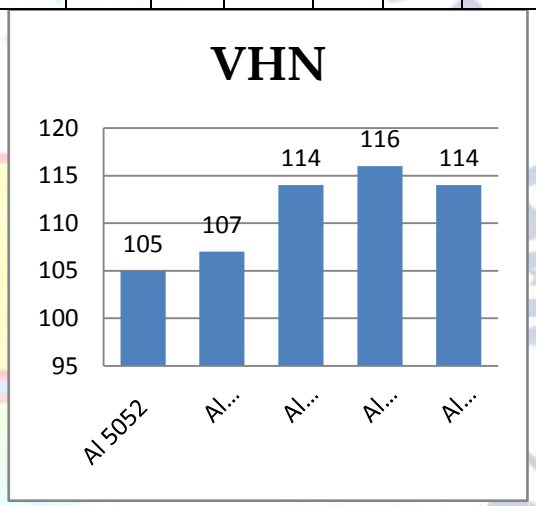

Figure 14 : Graph - Hardness values for Specimens:

Wear Testing:

APinto disc machine was utilized to complete the wear conduct of Hybrid Metal Matrix Composites. Pinterest aspects chosen were the width of 8 mm and a level of 40 mm. CH3)2CO was utilized to clean the pin at the beginning of every preliminary and advanced electronic equilibrium was utilized for estimating weight. The wear rates were [5],[8].

Decided to utilize the weight reduction technique. Here the heap applied is 1Kg and shifts track distance to 200,400,600 meters and took values accordingly [9]. The Weight of the Specimen is at first estimated, and after the examination, the heaviness of the example is again estimated and the Weight misfortune is Determined and taken as Wear.[10] ,[11] ,[13],[14],[16],[20].

S.no	Material	Initial Weight	Final Weight	Loss of Weight
1	Al-5052	5.22	3.10	2.123
2	Al5052+1%Zro_2+1%Gr	5.09	3.08	2.008
3	Al5052+2%Zro_2+2%Gr	5.37	3.38	1.987
4	Al5052+3%Zro_2+2%Gr	4.72	3.07	1.654
5	Al5052+4%Zro_2+2%Gr	4.56	3.11	1.454

Figure15: WearTestingMachine:

Table 3: Wearat1kgload600Mts:

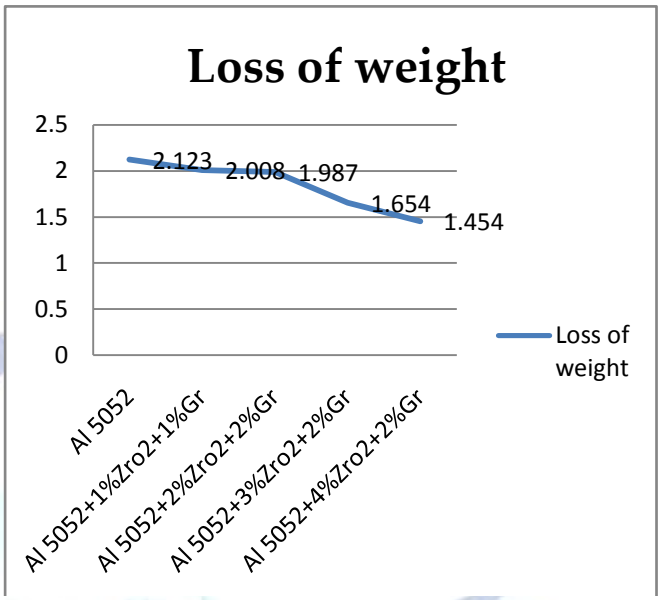

Figure 16: Graph -Wear Test

Compression Test:

A Compression test is a mechanical test wherein a material or item answers powers that push, pack, squash, pound, and level the test example. Pressure testing is a basic mechanical test, comparative to tractable and twist tests. Pressure tests describe material and item strength and solidness under applied smashing burdens. These tests are ordinarily directed by applying compressive strain to a test example utilizing platens or particular apparatuses with a testing machine that produces compressive burdens [10],[13], and [20].

Figure 17: Compression Test Machine

Table 4: Compression Test Results:

S.No	composition	Failure load(Kn)
1	Al 5052	32
2	Al5052+1%Zro_2+1%Gr	35
3	Al5052+2%Zro_2+2%Gr	38
4	Al5052+3%Zro_2+2%Gr	41
5	Al5052+4%Zro_2+2%Gr	43

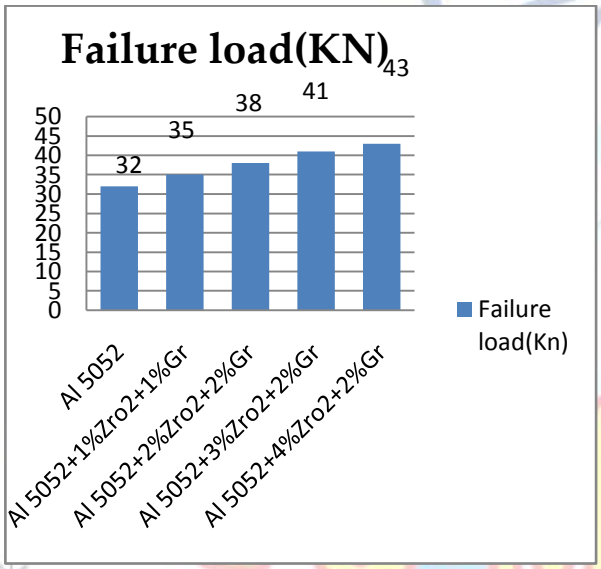

Figure 18: Graph - Compression Test:

Corrosion Test:

Corrosion testing alludes to the cycles directed by labs to address, forestall or alleviate issues connected with erosion [10]. These cycles can be applied in modern materials and framework items, and are in many cases utilized in disappointment investigation.

Table 5: Corrosion Test Results:

S.No	Composition	Initial Weight	Final Weight	Loss Of Weight
1	Al 5052	3.99	3.00	0.987
2	Al5052+1 %Zro_2+1% Gr	4.54	3.67	0.867
3	Al5052+2%Zro_2+2%Gr	4.74	3.99	0.745
4	Al5052+3%Zro_2+2%Gr	3.86	3.20	0.657
5	Al5052+4%Zro_2+2%Gr	4.61	3.93	0.578

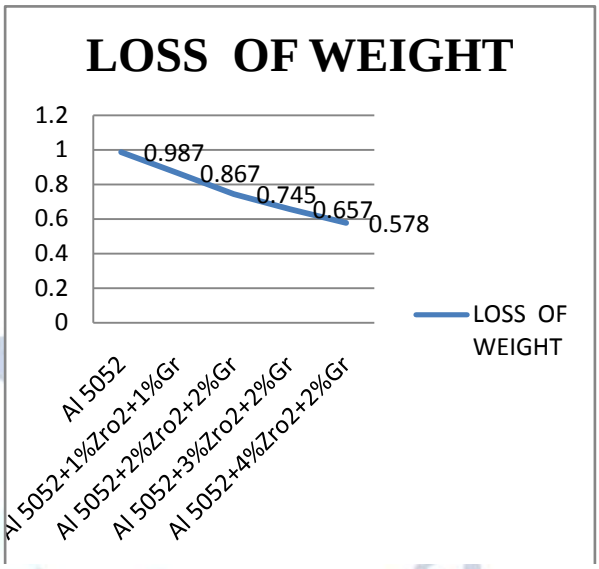

Figure 20: Graph-Corrosion Test:

4. CONCLUSION AND FUTURE SCOPE:

By utilizing the powder metallurgy procedure crossover composite was created successfully. All the Composites displayed higher hardness than the base Material. In hybrid composites the inclination of graphite in half and half composites will lose the strength due to delicate what's more, having a lot of failures. Utilizing a programming-based electro compound weldanalyzer framework was utilized to complete likely powerful polarization tests directed [2],[4]. Every one of the composites was shown better destructive resistive than the base material.

Every one of the crossbreed composites was great destructive and resistive than non-mixture composites due to graphite and Zro2 were gatherings a layer of assurance to oxygen

Response

There is a very wide scope for future scholars to explore this area of research, This workcan be further extended to study other aspects of such composites like the use of other potentialfillersfor the developmentof hybridcompositesandevaluationof theirmechanicalanderosionbehaviorand theresulting experimentalfindingscanbe similarlyanalyzed.

Conflict of interest statement

Authors declare that they do not have any conflict of interest.

REFERENCES

[1] Sijo M T et.al K R Jayadevan – Analysis of stir cast aluminum-silicon carbide metal matrix composite: A Comprehensive review-2015.

[2] Anil Kumar Bodukuri et.al K.Eswaraiah ,kotla ,rajendar,v.Sampath –fabrication of Al-Sic-ZRO2 metal 7 matrix composite by powder metallurgy technique and evaluating mechanical properties – 2016.

[3] Bommana Nagababu et.al Chintamaneni Rajeswari-role of heat treatment on Al5052/ZRO2/Graphite Hybrid Metal Matrix Composites-2019.

[4] T. Raja, O.P. Sahu., Effects on Microstructure and Hardness of Al-ZRO2 Metal Matrix Composite Fabricated through Powder Metallurgy, International Journal of Mechanical Engineering, Global Science Research Journals, March 2014, and pp. 001-005.

[5] Manickam Ravichandran et al., Investigations on Properties of Al-ZRO2 Composites Synthesized through Powder Metallurgy Route, Applied Mechanics, and Materials, Vol. 852, 2016, PP. 93-97.

[6] T. Varol, A. Canakci., Synthesis and Characterization of Nanocrystalline Al 5052–Zro2 Composite Powders By Mechanical Alloying, philosophical Magazine Letters., 2013, Vol. 93, PP.339–345

[7] Cun-Zhu Nie et al., Production of Boron Carbide Reinforced 5052 Aluminum Matrix Composites by Mechanical Alloying, Materials Transactions, Vol. 48, 2007, PP. 990 – 995.

[8] Shubhranshu Bansal and J. S. Sain., Mechanical And Wear Properties Of Zro2/Graphite Reinforced Al359 Alloy-Based Metal Matrix Composite, Defense Science Journal, Vol. 65, No. 4, July 2015, PP. 330-338.

[9] P. Ravindran et al., Tri biological properties of powder metallurgy – Processed aluminum self-lubricating hybrid composites with Zro2 additions, Materials, and Design, 2013, PP. 561–570.

[10] N. Senthil Kumar et al., Mechanical Characterization An Tri biological Behavior Of Al-Gr- ZRO2 Metal Matrix Composite Prepared By Stir Casting Technique, Journal of Advanced Engineering Research, Volume 1, Issue 1, 2014, PP.48-59.

[11] N. G. Siddesh Kumar et al., Dry Sliding Wear Behavior of Hybrid Metal Matrix Composites, International Journal of Research in Engineering and Technology volume 03 Special Issue 03, May 2014, PP. 554-558.

[12] T.Thirumalai et al., Production and characterization of hybrid aluminum matrix composites reinforced with boron carbide (ZRO2) and graphite, Journal of Scientific & industrialresearch, 2014, PP. 667-670.

[13] P. Ravindran et al., Tri biological properties of powder metallurgy – Processed aluminum self- lubricating hybrid composites with Zro2 additions, Materials, and Design, 2013, pp. 561–570

[14] S. Suresh, B.K. Sridhar., Effect of addition of graphite particulates on the wear behavior in Al- Zro2-Gr composites, Mater Des., 2010, PP. 1804–1812

[15] S. Suresh, B.K. Sridhar., Effect of addition of graphite particulates on the wear behavior in Al- Zro2-Gr composites, Mater Des., 2010, PP. 1804–1812.

[16] S. Basavarajappa et al., Dry sliding wear behavior of Al2219/Zro2p–Gr hybrid metal matrix composites, J Mater Eng. Perform, 2006, PP. 668–74.

[17] K. Sunil Ratna Kumar et al., Evaluation of Mechanical behavior of Powder Metallurgy-Processed Aluminum Self Lubricating Hybrid Composites with B4 C and Gr Additions, IJRMET Vol. 6, Issue 1, Nov 2015-April 2016, PP. 120-127.

[18] Ch. Ratnam, K. Sunil Ratna Kumar., Corrosion Behavior of Powder Metallurgy Processed Aluminum Self Lubricating Hybrid Metal Matrix Composites with ZRO2 and Gr Additions, SSRG- IJME, Special Issue May 2017, PP. 279-290.

[19] Anup Hanoi, Siddesh Kumar N G, Ravindranath V M, and G.S. Shiva Shankar., Study on Corrosion behavior of Heat Treated Hybrid Metal Matrix Composites Reinforced with ZRO2 and Graphite Particles Journal of Material Science and Mechanical Engineering, Volume 2, Number9; April-June, 2015 pp. 41-46

[20] C.Muthazhaganet al., Influence of Graphite Reinforcement on Mechanical Properties of Aluminum- Boron Carbide Composites, Advanced Materials Research, 2014, pp. 398-402.

[21] Ravindranath V M, G.S Shiva Shankar, Anup Hanji, Sidhesh Kumar N G., Degradation of Hybrid Metal Matrix Composites Reinforced with Boron Carbide and Graphite Particles due to pit corrosion, Applied mechanics and materials, Vol 813-814, pp 19-24.