



To study the effect of 2016 Demonetization on Customer Purchasing Pattern changed for the daily uses products

Gopal Anil Agrawal¹ | Dr.Vibha Suraj Bhusari²

¹Student of Datta Meghe Institute of Management & Research, Nagpur, India.

²Assistant Professor Datta Meghe Institute of Management Studies, Nagpur, India.

To Cite this Article

Gopal Anil Agrawal and Dr.Vibha Suraj Bhusari. To study the effect of 2016 Demonetization on Customer Purchasing Pattern changed for the daily uses products. International Journal for Modern Trends in Science and Technology 2022, 8(11), pp. 165-171. <https://doi.org/10.46501/IJMTST0811028>

Article Info

Received: 20 October 2022; Accepted: 16 November 2022; Published: 25 November 2022.

ABSTRACT

Indian 2016 demonetization very socking activity in our country in my study I was focused on the customers purchasing pattern changes after the demonetization or not two objectives in my study first one to examine the customer buying behavior after demonetization and second to analyzing the effect of demonetization on customer purchasing pattern changed for the daily uses products. Some review of literature was done before writing this paper. In the study researcher used both the primary and secondary sources of data. In study total of 400 respondents were the considered male and female, belonging to different age group and location. Convenience sampling method is the sampling technique adopted for the study. Statistical tools used for the dada analysis percentage analysis and correlation.

KEY WORDS: Demonetization, Purchasing Pattern, Customer Buying Behavior and Products Price.

INTRODUCTION

Meaning: Demonetization is the process where government declares publicly that is currently running currency notes are illegal to the tender. There some advantages and disadvantages of the demonetization in our country. There are huge reasons why nations demonetize their home unit of currency. Now there are some motive of demonetization including combating inflation, to combat corruption terrorism, money laundering and discourage a cash system.

History of Indian Demonetization

2016 Demonetization in India not new for the our country before 2016 demonetization in our country done

two time first demonetization in our country 70 year back in January 1946. The government declared that notes of Rs.10,000, Rs.1000 and Rs.500 will not be legal tender from January 12, 1946. That time 10,000 notes were the big amount of currency demonetization over print by Reserve bank of India. Government were given only 10 day time for exchange which meant first helpline ended at 23 January. But within days people not changed so that later extended to 9th February 1947. That demonetization did not have much impact on our economy.

Second Demonetization in India 17 January 1978, the ordinance was declared via all India Radio at 9:00 AM. The ordinance provided that all banks and government

treasuries would be closed today. This time public given even lesser compare to 1946 demonetization, only 3 days to exchange Rs.10, 000, Rs.5000 and Rs.1000 notes. Main motive of prime minister of India a measure against black money corruptions and terror financing, successfully meet the objective set for government. That demonetization had less effect on the target group to do the Indian society as such category of people did not have black money in cash form.

Customer: customer is someone who buys goods and services, especially from a shop. In other words any person with whom one has dealings.

Customers buying behavior: "Customer buying behavior refers to the buying behavior of final consumers, those individuals and household who buy goods and services for personal consumption." (Philip Kotler's)

Demonetization effect on consumer buying Behavior

Effect on Demand

The overall demand is expected is expected to be affected to an extent. The demand in following areas is to be impacted particularly:

- Consumer goods
- Real Estate and property
- Gold and luxury goods
- Automobiles

Effect on prices

Price level is expected to be lowered due to moderation from demand side. This demand driven fall in price could be understood as follows:

- Consumer goods price are not to fall due to moderation in demand as use of credit debits cards, Paytm, E-wallet and cheques would compensate for daily uses products.
- Real Estate and property prices in this sector are largest expected to fall, particularly for sales of property where big part of the cash transaction, compare to banks or cheque transactions. For the medium term, the cost in this sector could regain some level as developers rebalance their prices.

After demonetization with cash transaction lowering in the short-term, because cash are not available in ATM and banks. Some sectors of the society could face short term disruption in facilitation of their transactions like: Agriculture, Small traders, SME, Service, political parties, professionals etc.

Objectives

- To examine the customer buying behavior after demonetization.
- To Analyzing the effect of demonetization on customer purchasing pattern changed for the daily uses products.

REVIEW OF LITERATURE

Goyal et all (2016), they study on 'impact of increasing trend of online marketing on consumers buying behavior FMCG brand in Indian scenario', they showed in their study that consumers perception about online marketing is high. This was profitable after comparing the old purchasing techniques and online marketing purchasing habits of FMCG brands.

Rani Geeta (Nov.2016) she said after ban Rs. 500 and Rs. 1000 notes Indian top brands like HUL, P&G has affected with only 20% sales due to brand name. Farther in research paper she had identified the effect of demonetization category wise. Like, salty snacks sales decreased by 10%, chocolates sales had decreased by 50% biscuits sales has decreased by 20%, juice/fruit drinks sales decreased by 20%, cigarettes sales decreased by 10% etc. she concluded demonetization is painful for short term, but it will definitely profitable for the long run most customer are now adopting cashless transaction like- paytm, debit card, E-wallets etc.

Sharma Mehak (2016), focused on 'demonetization impact offline retailers play the card counter drop sales after ban of Rs.1000 and Rs 500 notes. She reported that affirm the about study, consumers alternative payment system provided by offline retailers to enable shopping. CEO of future group that owner big bazaar KishorBiyani, in interview said that 40% urban stores of the business happen through the plastic money and smaller cities 25% through the plastics money. He said would promote

cashless payment and encourage for the plastic money and gift vouches.

RESEARCH METHODOLOGY

Sources of data

In the study researcher used both the primary and secondary sources of data. The primary data is gather from the questionnaire development to solicit the customers as a respondents. The secondary data has been collected from different areas: New papers, books and previous research papers that are available in the internet publication.

Method of Data Analysis

Data that was collected from the respondent were analyzed with the help of Statistical package for social science (SPSS). In analyzing the data percentage analysis and correlation.

Study Area

This study was conducted in urban India Specially, at Mumbai: neighborhoods including Thane, kharghar, and Ullwey.

Research Design:

Exploratory research design was adopted by research. It utilized exploratory research to explore the effect of 2016 demonetization on customer Purchasing Pattern changed for the daily uses products.

Sample size:

This study was individual analysis that is effect by 2016 demonetization on customer Purchasing Pattern changed for the daily uses products. In study total of 400 respondents were the considered male and female, belonging to different age group and location.

Sampling Techniques:

Convenience sampling method is the sampling technique adopted for the study. Non- probability sampling method in which the selection of the cases in based on whatever happened to be available instantly. This sampling techniques is a high response, minimum cast.

DATA ANALYSIS AND INTERPRETATION

1.0 Percentage Analysis:

Demographics:

Demographic factors	Descriptions	Total (n=400)	Percentage Total (100%)
Gender	a. Male	300	75.00%
	b. Female	100	25.00%
Age Only customers (400)	a. less than 20	15	3.75%
	b. 20-30	155	38.8%
	c. 31-40	100	25.1%
	d. 41-50	59	14.8%
	e. Above50	71	17.8

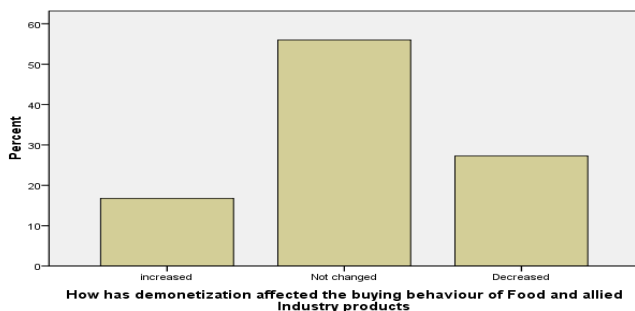
The above the table represents the demographic profile of the respondents selected for the study on gender. From the table (75.0%) representing 300 respondents are male and the remaining 100 respondents (25.0%) are female. Thus it can be inferred that many are male compared to female.

Further, the demographic profile of the respondents selected for study on age category. From the table, 15 respondents representing (3.75%) are in the age category of less than-20 years, 155 respondents representing (38.8%) are in the age category of 20-30 years, 100 respondents representing (25.1%) are in the age category of 31-40 years, 59 respondents representing (14.8%) are in the category of 41-59, 71 respondents representing (17.8) are in the category of Above-50 and one respondent preferred not mention his/her age. Thus, it can be inferred that responses were normally distributed across the various age categories.

1.1 How has demonetization affected buying behavior of Food and allied Industry products.

	Frequency	Valid Percent	Cumulative Percent
Valid			
Increased	67	16.8	16.8
Not changed	224	56.0	72.8
Decreased	109	27.2	100.0
Total	400	100.0	

How has demonetization affected the buying behaviour of Food and allied Industry products

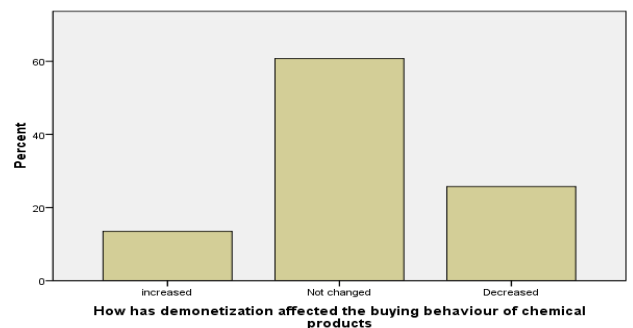


It was observed from the Table and figure with regards to the question “how has demonetization affected buying behavior of Food and allied Industry products”, (56.0%) representing 224 out of 400 respondents selected for study said that the 2016 Indian demonetization exercise did not change buying behavior of Food and allied Industry products. Also (27.2%) representing 109 out of 400 respondents selected for study said that the 2016 Indian demonetization exercise positively affected the buying behavior of Food and allied Industry products by causing them to buy more. On the other hand (16.8%) representing 67 out of 400 respondents selected for the study indicated that the 2016 demonetization exercise negatively affected the buying behavior for Food and allied Industry products and as such causing less of Food and allied Industry products to be purchased.

1.2 How has demonetization affected the buying behavior of Chemical products?

	Frequency	Valid Percent	Cumulative Percent
Valid			
Increased	54	13.5	13.5
Not changed	243	60.8	74.2
Decreased	103	25.8	100.0
Total	400	100.0	

How has demonetization affected the buying behaviour of chemical products



It was observed from the table and figure with regards to the question “how has demonetization affected the buying behavior of chemical products”, (60.8%) representing 243 out of 400 respondents selected for study said that the 2016 Indian demonetization exercise did not change buying behavior of chemical products. Also (25.8%) representing 103 out of 400 respondents selected for study on consumers said the 2016 demonetization exercise positively affected the buying behavior of chemical products as it caused them to buy more. On the other hand (13.5%) representing 54 out of 400 respondents selected for the study indicated that the 2016 demonetization exercise negatively affected the buying behavior for chemical products and as such causing less of chemical products to be purchased.

1.3 How demonetization affecting buying behavior of wood and wooden products

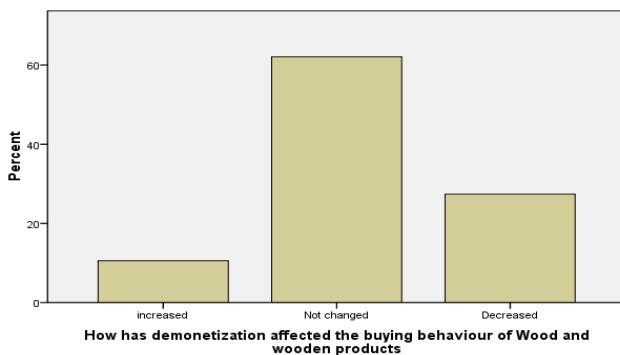
	Frequency	Valid Percent	Cumulative Percent
Valid increased	42	10.6	10.6
Not changed	248	62.1	72.6
Decreased	108	27.1	99.7
Total	398	100.0	100.0
Missing System	2		
Total	400		

2016 Indian demonetization exercise negatively affected the buying behavior for wood and wooden products and as such causing less of wood and wooden products to be purchased

1.4 Demonetization in 2016 brought changes in general prices of MSME products.

	Frequency	Valid Percent	Cumulative Percent
Valid High	60	15.0	15.0
Fair	211	52.9	67.9
Low	128	32.1	100.0
Total	399	100.0	
Missing System	1		
Total	400		

How has demonetization affected the buying behaviour of Wood and wooden products



Demonetization in 2016 brought change in general prices of MSME products



It is observed from the table and figure on the question "how demonetization affecting buying behavior of wood and wooden products", (62.1%) representing 248 out of 400 respondents selected for study said that the 2016 Indian demonetization exercise did not change buying behavior of wood and wooden products. Also (27.1%) representing 108 out of 400 respondents selected for the study said that the 2016 Indian demonetization exercise positively affected the buying behavior of wood and wooden products by causing them to buy more. On the other hand (10.6%) representing 42 out of 400 respondents selected for the study indicated that the

It was observed from the Table and figure that with regards to the question "demonetization IN 2016 brought changes in general prices of MSME products", (52.9%) representing 211 out of 400 respondents selected for study indicated that the demonetization 2016 exercise led to a fair change in the prices of MSME products. Also (32.1%) representing 128 out of 400 respondents selected for study said the demonetization exercise resulted in prices of MSME products decrease. On the other hand (15.0%) representing 60 out of 400 respondents selected

for the study indicated that the demonetization exercise caused prices of MSME products to going high. Therefore it can be conveniently inferred as per the

Correlations

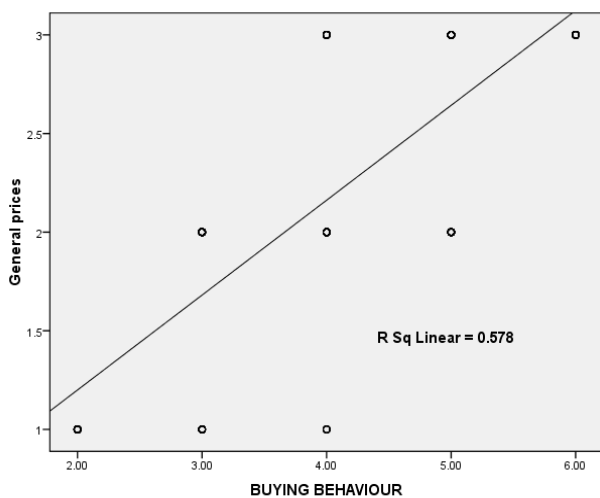
		General prices	Buying Behaviour
General prices	Pearson Correlation	1	.761**
	Sig. (2-tailed)		.000
	N	400	400
Buying Behaviour	Pearson Correlation	.761**	1
	Sig. (2-tailed)	.000	
	N	400	400

** . Correlation is significant at the 0.01 level (2-tailed).

results from this study that the Indian demonetization exercise conducted in November 2016 had a significant effect on the general prices of MSME products.

Correlations

1.5 Relationship between General prices and Customer buying behavior



There was a positive relationship between general prices and buying behavior, Pearson correlation value is 76.1%. Showing strong positive correlation between general

prices and buying behavior. Therefore the alternative hypothesis was accepted at significant value (0.05). Whereas $r(199)=.761$, $p=.000$ $p<.01$. So from the scatter diagram it show a positive relationship which move left to right and R^2 value is 57% and it is a strong relationship.

Summary of Finding, Conclusions and Recommendations

Demographics

In the survey mostly respondents are male (75.00 %) are between the age categories of 20-30 (38.8%) are customers. Study city in India, Mumbai.

Percentage analyses

- How has Demonetization affected the buying behavior of food and allied industry products 56.0% respondents said that buying behavior was not changed after demonetization.
- 68.8% respondents said that after demonetization buying behavior of chemical products was not changed.
- 62.2% respondents said that after demonetization buying behavior of wood and wooden was not changed.
- 52.9% respondents said that general price of MSME product after demonetization was fair.

Correlation Analyses

- There was a positive relationship between general prices and buying behavior.

CONCLUSION

Government preparation towards the pre and post demonetization exercise was inadequate this brought serious repercussions on customers and the people (society) because cash was not available in the banks and ATM which resulted in long queues in front of ATMs and bank. Buying behavior of food and allied industry products, chemical products and wood and wooden products were not affected during the demonetization exercise. Prices of daily uses products are not increase. Customers buying behavior of was not changed for the daily uses products during the 2016 demonetization because public easily switch on the digital payment like- Paytm, E-wallet etc. this demonetization was long term

profitable in Indian economy. It is good move for the economy.

Limitation and Future Areas of Research

In this study 400 respondents were considered and covered in the study as the sample size. The finding may not be applicable to other situation, due to the generalization. This study in future with a huge sample size would give more realistic. Thus in future study, researchers can focus on other psychological effect which would be relevant in order to better understand.

Conflict of interest statement

Authors declare that they do not have any conflict of interest.

REFERENCES

- [1] Goyal Dr.Aparna P., Bagga, Teena ad Bansal, Dr. Sanjeev, Impact of Increasing Trend of Online Mrketing on Consumer Buying Behavior: FMCG Brand in Indian Scenario, International Journal of Engineering, Technology, Management and Applied Science, May. 2016 Volume 4, Issue 5, 218-229.
- [2] GeetaRani "Effects of demonetization on retail outlets"International Journal of Applied Research 2016; 2(12): 400-401.
- [3] Mehak Sharma (2016), Demonetization Impact Offline Retailers Play the Card to Counter Drop in Sales, Retrive on Dec.12th 2016 from <http://www.indiaretailing.com/2016/11/10/retaildemonetization-impact-offline-retailers-play-thedigital-card-to-counter-in-sale>.