As per UGC guidelines an electronic bar code is provided to seure your paper

International Journal for Modern Trends in Science and Technology, 8(05):279-284, 2022

ISSN: 2455-3778 online
DOI: https://doi.org/10.46501/IJMTST0805040
Available online at: http://www.ijmtst.com/vol8issue05.html

Deep Pill : Web Framework for Automatic Pill Recognition and Recommendation System using Deep Learning

A. Sajithabegam[1] | M. Ayesha Sulthana[2] | R. Sandhiya[2] | R. Sangeetha[2]

[1]Assistant Professor, Department of Information Technology, Adhiyamaan College of Engineering, India.
[2]Department of Information Technology, Adhiyamaan College of Engineering, India.
Corresponding Author Email Id: sangeerajendran2001@gmail.com

To Cite this Article
A. Sajithabegam, M. Ayesha Sulthana, R. Sandhiya and R. Sangeetha. Deep Pill : Web Framework for Automatic Pill Recognition and Recommendation System using Deep Learning. International Journal for Modern Trends in Science and Technology 2022, 8(05), pp. 279-284. https://doi.org/10.46501/IJMTST0805040

Article Info
Received: 02 April 2022; Accepted: 06 May 2022; Published: 10 May 2022.

ABSTRACT

Drug safety is a critical issue in dailypatient care. In recent reports indicates that medication error is the most preventable error. Medication errorsrepresent one of the most important issues in healthcare because of 'look-alike and sound-alike' (LASA)issue. Accurately recognizing the prescript pill imagesaccording to their visual appearance helps to ensurepatients safety and facilitate contemporary healthcaresystem for patients/ old people/blind people. Severalresearch teams have addressed the problem of pillidentification, with solutions based on content-basedimagery (CBIR) and image classification. However,accurate diagnosis of pills in daily life is often prevented by the problem of learning in a few shots.This challenge lead the development of software toolsto help users accurately identify the prescription pillsfrom pictures. In this article, we propose an automatedclassification system for pill images using deeplearning. The deep learning algorithm ofconvolutional neural network was adopted forimplementation of the proposed system. One of thekey steps in building deep learning systems for pillclassification and generation is the choice offeaturization for the molecules. This model does its jobbetter than diagnosing using common computer visionsolutions, and can help users identify pills or drugs toprevent drug errors. With an accuracy greater than90%, the results of this system may be applied to thereal environment, and may assist patients to identifypills or drugs and prevent medication errors caused bylook-alike pills.

KEYWORDS: Medical Error,Content-Based Imagery Retrieval,Deep NeuralNetwork,Convolutional Neural Network.

1. INTRODUCTION

Solid formulable tablets are factory-made worldwidewithin the pharmaceutical business. These are createdby molding or by pressure. Tablets or capsules areavailable in solid dose forms. A tablet (also referred toas a pill) may be a variety of oral dose (strong oraldose, or OSD) or a solid unit dose type. Tablets maybe outlined as a kind of dose of a solid unit ofmedicines ormedicines with acceptable resources. Itconsists of a combination of active and auxiliarysubstances, typically in powder type, ironed orhomogenized from the powder into a solid volume.Tablets are adjusted by molding or compression.Auxiliary materials could embrace detergents, bindersor granulating agents, giants (flow

aids)associated lubricants to make sure effective encryption; disintegrates to push tablet separation within the biological process tract; sweeteners or flavors to reinforce the taste; further as colors to form the pillslook enticing or facilitate in visualidentification of anunknown tablet. Chemical compound coating isusually won't to create the tablet swish and simplyabsorbed, to regulate the discharge of activeingredient, to form it additional environmentallyfriendly (extend its shelf life), or to reinforce the looksof the pill. Medicinal tablets were originally createdwithin the style of a disc of any color determined by itselements, however currently they're created in severalshapes and colors to assist completely differentiatebetween different medications.

STRUECTURE OF PAPER

The paper is organized as follows: In Section 1, the introduction of the paper is provided along with the structure, important terms, objectives and overall description. In Section 2 we discuss related work. In Section 3 shares information about the modules of Existing method and proposed method. Section 4 shares information about workflow of the project. Section 5 Shares information about the Result of the project. Section 6 Shares concludes the paper with acknowledgement and references.

OBJECTIVE

• To develop a user-friendly web app that can be used by patients/elder/blind people and clinicians to track and verify adherence to a medicaltreatment regime requiring the routine ingestion of pills.

• Develop a pill-awareness system that provides and displays the tablet's audio output so that the Patient / adult / visually impaired can see it.

• To develop groundwork for automatic pillidentification and verification using Deep Convolutional Network (DCN).

• To identify pills by their images, photographed using a web camera from different angles.

• To reduce potential medication error.

2. RELATED WORK

This is a challenge with low-shot-grained fine becausein most classes there is only one picture and many pillshave the same look. In addition, check out the differentbenchmark to serve as a base. Basic modelsincorporate standard image classification methods andmethods based on learning metric. Lastly, show anerror analysis to encourage future research. (12)The health care model proposed in this paper has amultilayer architecture (3 layer). Architecture consistsof 3 layers: sensor network, dispenser, public display.

The pill manufacturer manufactures the pills accordingto the patient's needs. These requirements are preparedin advance and can be adjusted according to personalneeds. The pill dispenser works in sync with a realtimeclock that keeps a record of the day and time. (13)Suggest algorithm to eliminate illumination effects,suitable for pre-pill processing and tablet recognition.As the back of the photograph of the pill taken is verylarge, we use a class activation map (CAM), which is away to create an unattended area to find the location ofthe pills by zooming in the direction of light using thevalue as weight. Light variability is measured by thelinear regression, as well as backlight fixed. (14)In this work, the author proposes an extractor for theidentification of tablet images, which do notchange inrotation, based on composition and color(CoforDes).The proposed method begins with the step ofseparating the tablets from the modification of theinput image. Removal of conditional formulas wasperformed after the contour of the pill was obtainedand acquired. Then, using fixed times, calculate the center point of the split pill using Hu. (15)

3. EXISTING METHOD & PROPOSED METHOD

EXISTING METHOD:

Non-computer-based approach

Various online platforms are now available to serve asan aid in identifying pills, for example,the'Pillbox' bythe United States National Library of Medicine, 'PillIdentifier' by Medscape, and 'Pill Identification tool'by WebMD. Online share the same user. Interface,where users are required to add or select from thedrop-down menus a series of features related to the pillin question, such as its shape, colour, and presence orlack of imprints and goals.

Disadvantages:

• First, the options provided in the drop-down menumay not include the requested features. This isespecially true of colour choices as, as a
continuous feature, it is not possible to literally
define each colour and its tones.

• Second, manual inputting of the information is

susceptible to the subjectivity of users, forexample on the interpretation of colours.

• Third, the need for manual manipulation can be time consuming, especially if there are a lot ofpills that need to be identified.

Computer vision-based approach

Feature based

• Color features are usually based on hue, saturation,value (HSV) color profile due to its robustness toillumination variation.

• Feature based approach Scale Invariant Feature Transform (SIFT) and Multi-scale Local Binary Pattern (MLBP).

Classification algorithms

• **Back Propagation (BP) neural network-**

The BP algorithm, a type of supervised training method, is used to adjust and improve the weight parameters extracted from the pre-training phase. Segmentation results are obtained with a logistic orSoftMax regression algorithm.

• **Support vector machines (SVMs)**

It is an algorithm that can also be used for classification. The major stands out feature is that itextracts features from an image and then segregatethem into classes with hyperplanes. Then the modelwill select the hyperplane with the best classifier todecide which hyperplane has the lowest classificationerror and least match. The most accurate hyperplane.

• **k-nearest neighbours (kNN) (Guo & Wang, 2003)**

The idea behind the method is that it assumes thatsimilar things exist in close proximity. The methodtakes into consideration the data points of each imagein the dataset using Euclidean distance in other togroup them together. So, when an image is applied tothe model, the input image will be converted to afeature vector. Thereafter, the image will be used toconstruct a colour histogram to classifier the colour ofthe pills and then stored under a class label extractedfrom the image path.

Sparse Denoising Auto-Encoder (SDAE).

Disadvantages:

• Functionally designed features work well in a controlled environment but may also display poor performance in non-binding settings such as photoscaptured on mobile devices.

• Susceptible to misidentification.

PROPOSED SYSTEM:

This project proposes novel algorithms in both pill extraction and description process to achieveautomatic and accurate pill recognition, comparingfavourable to the state of the art.

• **Proposed Deep Convolutional Neural Network (DCNN) for the identification of oral pills.**

In-deep learning methods usually consist of three steps, when a picture is given, (i) it finds pills in thepicture, (ii) it cuts the pills and (iii) breaks the cut image. We will use the RPN object detection model tofind the tablets in the image and the CNN image segment to separate the images. The most basic part ofCNN is the neuron model. Two layers of neurons forma perceptron model, which can achieve logicalfunction and learn the weight of complex activity.Adding a hidden layer between the input and outputlayers to create a functional multi-layer neuron modelcan solve multi-phase differentiation problems. CNNis a synthetic neural network based on in-depthlearning theory. A major component of CNN is ahidden, composed layer of convolution, integration,and fully integrated layers. The convolution layerextracts key elements of the input image and containsmany convolution features, such as a feed forwardneural network of neurons in the layer convolutional.The convolution kernel in the convolutional layer can extract in-depth information from the data and localfeatures of the image. Activation function is importantafter a convolution process. The activation functionadds indirect features to the neural network to solvecomplex problems. In recent years, ReLU has beenwidely used as a launch unit for CNN. Compared toconventional opening operations, sigmoid and tanh,ReLU offers benefits, such as lower calculation costs.ReLU puts the output of certain neurons out of the egg,thereby resulting in a narrower network and a decreasein partial interaction; thus, the problem ofovercrowding subsides. The CNN architecture used inthe test includes four layers of convolution andintegration, followed by full hidden layers andSoftMax. The size of the convolution kernel for thefirst two layers was 55, and for the last two layers itwas 33. High integration was used, and the revivalfunction was ReLU. The test was performed using theTensor Flow toolbox. In the RACNN model trainingcourse, the k-fold contrast verification method

wasused to test the model, and k is set to 10. All capsuleimage data sets are randomly divided into 10; nine ofthem were trained each time, and the rest was used fortesting (i.e., 1413 and 157 samples were trained andvalidated, respectively). The process is repeated 10 times, and the image data sets used for each test weredifferent. A certain startup process was completed bycalling the k-fold function in the sklern. Modelselection module in the Scikit reading library. Samplephotos obtained at the production site are uploaded tothe DCNNnetwork. Each sample image has beenpreprocessedto become a 100x100 pixel image as a set ofinput data using the resize function in the Skimagelibrary. The convolution core size in the first layer was5x5, and the convolution C1 layer received 32embedded images with 100x100 pixels. The minimumsample coefficient was 2, i.e., the step length of the P2coupling step was 2. P2 Blend Layer received 32feature images with 50x50 pixels. As the last layer ofRACNN, the SoftMax layer separated the data andreleased a 10x1 vector. The number of vectors eachrepresented the probability that each samplebelongedto a category. Cross entropy has beenused as a loss,which has increased as predicted opportunities varyfrom real label. Therefore, the model aims to reducecross entropy. Afterestablishing the DCNN networkas described above, the training data was used to trainthe network and configure the trained DCNN network.Finally, the test data was obtained and distributed by atrained DCNN network.

Advantages:

- CNNs perform better on low data systems due to their complex inductive bias.
- DCN achieved significantly higher outcomes compared to available diagnostic methods.
- An inexpensive solution that allows us to easily identify and validate pills.
- High reliability.
- Fast and accurate.
- Ability to learn complex features

4. SYSTEM FUNCTION ARCHITECTURE DESIGN:

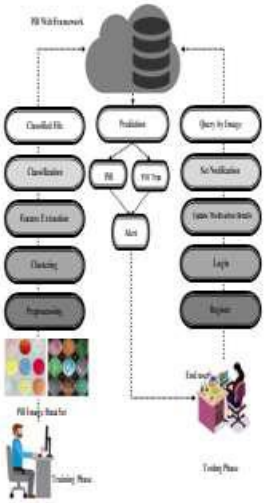

Fig.no:1 Architecture Design

4.1 Deep Pill net Dashboard

- Developed an easy voice primarily based pill recognition system for user.
- supported the user's responses, the tool then providesdata concerning Interpreting pill leads to addition asurged actions and resources.
- These systems give medical helpful instrument towant the drug at the correct time as per the doctorprescription

4.2 Pill Classification

4.2.1 Dataset Preparation and Exploration

- They imitate the images taken by users which areable to be sent to degree automatic pill recognitionsystem.

4.2.2 Data Pre-processing

- Initial convert the RGB input image into a gray-scaleimage so use a binarization Procedure to retrieve thepill region.
- Imperceptible noise and uniform background

4.2.3 Segmentation

- Perform image segmentation uninflected the pill fromthe background with a blob-detection RNN and outlinea bounding box to crop a smaller image that centers onthe pill.

4.2.4 Feature Extraction

- Shape, Size, Color, Imprint
- NN is used to identify the extracted pill imprint properly.

4.2.5 CNN Classification Model

- A deep-learning-based classifier to come back a gradable list of drug codes supported matched Likelihood by the pill among the cropped image outputby the initial stage.

4.3. Pill Prediction

4.3.1 Pill take a look at Image

• Take inputs from user and provides him the resultand recommendation.

4.3.2 Pill Prediction Module

• These new data instances unit on the point of be passed to the CNN model classifier to predict its targetclass label of illness prognosis.

• Initial extracts the alternatives as explained amongthe methodology section so tends to Match theseextracted selections price with the trained pill model

• "The pill is gift in decibel. Category =3 and Instance=5.

4.3.3 Pill Localization

• Blob-detection neural network and morphologicalpost methodology. For the blob detection

4.4 User Module

4.4.1 End-user

• Registration: The Registration module is degree integrated drugs Recognition System that capturesComplete and relevant pill data. It's accustomedmanufacture new users; World Health Organizationwill login to the webUI.

• Login: This module deals with the protection matters,user logons and authentications.

• Take Pill to predict the pill name and usage.

4.5 Admin

• The one World Health Organization maintains of those functions in between actors and may guaranteeof overall system.

• Correct authorization unit done to want care of WorldHealth Organization is accessing the data – Administrator, End-user

5. RESULTS

The key points concerned and performance metricssquare measure mentioned supported the context of theproject:

True Positive (TP): there's a pill, and algorithms getthe name of the pill.

False Positive (FP): No pill, however algorithms detected as a pill and therefore the name of the showpill.

False Negative (FN): there's a pill, however algorithmsdon't get a pill by name.

True Negative (TN): no pill and zilch is found.

Accuracy

Accuracy may be a live that tells U.S. however a model / algorithmic program is correctly trained andthe way it works. Within the context of this thesis,exactitude shows however effective it's find individuals underwater. Accuracy is calculated victimization the subsequent formula.

Correct = (T P + T N) / (T P + T N + F P + F N)

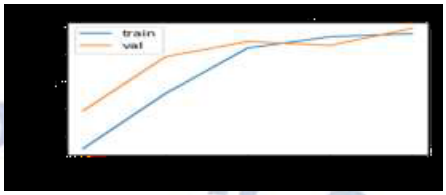

Fig.no:4 Accuracy

Also called a balanced F-score or F-measure. The F1score may be alive of model accuracy that mixes accuracy with memory. Within the context of this thesis, the positive points of the F1 indicate that smallis wrong and unhealthy is fake. This shows that themodel accurately identifies individuals within theunderwater world.The model / algorithmic program is taken into accountcomplete if the F1 score is one. it's calculated victimization the subsequent formula.

F1 = a pair of × (Accuracy × basic cognitive process Accuracy + Remembering)

Training time

Training time may be a image employed in this thesisto live the time taken to coach machine learningalgorithms within the info.

Predicting speed

Speed is an image employed in this thesis to live timetaken so as for algorithms to be processed anddetected.

Loss of labor

The task of losing is to form a fast distinction betweenthe essential truth and therefore the output of thepartition network, and to enhance the network weightsin options that square measure discharged with a lot offlexibility than simply that specialize in the elementlevel.

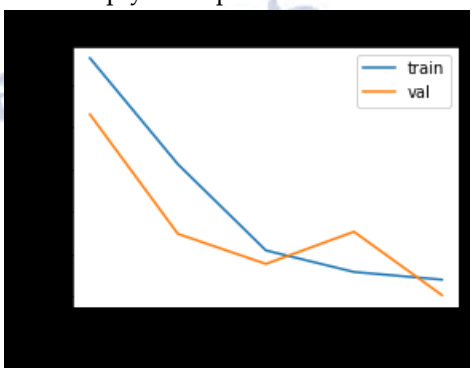

Fig.no:5 model loss

Webpage result:

1. **Main page**

Fig.no:6 main webpage

2. **Admin login Page**

Fig.no:7 admin login page

3. **Upload Page**

Fig.no:8 data uploading

4.Process Page

Fig.no:9 Training process

6. CONCLUSION

Our goal was to show how 'same' error can be caughtand defined by an in-depth learning network based onchanging the way it works is very similar to the abilityto recognize one's point of view. Later, a suitablesolution to extract the distinctive detail of nuance canbe used to distinguish objects that look similar. With more than 90% accuracy, the results of this study canbe applied to the real world, and may help pharmaciststo identify drugs and prevent drug mistakes made byparallel parcels. The results of this study could alsodevelop robotic software, which allows for automaticfulfillment ofinstructions and prevention of drugerrors.

Improving the Future

In the future there are many types of drug packagesthat need to be identified: pills; blister packing; clipchain bags; foil packing bags; transparent bags; paperpackages; bottle packing, etc.

Conflict of interest statement

Authors declare that they do not have any conflict of interest.

REFERENCES

[1] CoforDes: An Invariant Feature Extractor for the Drug Pill Identification Author: Mateus A Year: 2018.

[2] Diaa Salama Abdul and Mohamed Abd- ELfattahMinaam, "Smart drugs: Improving healthcare using Smart Pill Box for Medicine.

[3] ePillID Dataset: A Low-Shot Fine-Grained Benchmark for Pill Identification., Author: Naoto Usuyama; Natalia Larios Delgado Year:2019.

[4] IoMT based Pill Dispensing system Author: Seagate Kang ., Year: 2018.

[5] IoMT based Pill Dispensing system Author: Ujjwal Singh., Year: 2019.

[6] J. Xu, Q. Yue, X. Ren and Q. Wang, "Design of tablet form merohedral stuffing identification and sorting system based on machine vision", Transducer and Microsystem Technologies, vol. 36, no. 6, pp. 90-93, 2017.

[7] PengyuanLyu, Minghui Liao, Cong Yao, WenhaoWu and Xiang Bai, "Mask text spotter: An end-toendtrainable neural network for spotting text witharbitrary shapes", Proceedings of the EuropeanConference on Computer Vision (ECCV), pp. 67-83, 2018.

[8] Reminder and Monitoring System", Future Computing and Informatics Journal, vol. 3, no. 2, 2018, pp. 443-456.

[9] S. Chawla, "The autonomous pill dispenser: Mechanizing the delivery of tablet medication", 2016 IEEE 7th Annual Ubiquitous Computing Electronics & Mobile Communication Conference (UEMCON), pp. 1-4, 2016.

[10] S. Chokchaitam and P. Sukpornsawan, "Luminance Compensation based on Background Shadow for White-Pill Identifications", ABBE conference 2018, pp. 307-311, 2018.

[11] W.-J. Chang, L.-B. Chen, C.-H. Hsu, C.-P. Lin, and T.-C. Yang, ``A deep learning-basedintelligent medicine recognition system for chronicpatients,'' IEEE Access, vol. 7, pp. 44441-44458,2019.

[12] Xiao Zeng, Kai Cao and Mi Zhang, "Mobile deep pill: A small-footprint mobile deep learning Ssystem for recognizing unconstrained pill images", Proceedings of the 15th Annual International Conference on Mobile Systems Applications and Services, pp. 56-67, 2017.

[13] X. Zhang and C. Liu, "Research on Intelligent Recognition and Sorting Robot for Defect Tablets", Computer Measurement & Control, vol. 28, no. 1, pp. 227-231, 2020.