

Effect of Bamboo Reinforcements in Structural Concrete Member

G. Vimala | S. A. Thippesh

¹ Assistant Professor in Chemistry Kittel Science College Dharawad, India

² Associate Professor in Physics M.A.S.C. College Haunsbhavi, Haveri (Dt), India

Abstract: This study is based on the use and performance of bamboo reinforcements in construction of low-cost structures. This study investigated the physical and mechanical properties of bamboo reinforcements. Bamboo reinforced concrete beam specimens were tested with different reinforcement ratios and observed the load capacity, deflection and failure patterns. It was observed that, flexural strength of bamboo reinforced column is sufficient higher than plain cement concrete and comparable to steel reinforced concrete beams. Bamboo reinforced concrete columns with different reinforcement ratio also tested and observed the ultimate compressive strength and failure pattern. It found, all columns failed in a similar pattern due to crushing of concrete. According to cost analysis, bamboo reinforced beams and columns with moderate reinforcement ratio showed the best strength-cost ratio among plain cement concrete and steel reinforced concrete.

KEYWORDS: Bamboo reinforcement, Compressive Strength, Ultimate Failure

DOI of the Article: <https://doi.org/10.46501/IJMTST0707058>



Available online at: <http://www.ijmtst.com/vol7issue07.html>



As per **UGC guidelines** an electronic bar code is provided to seure your paper

To Cite this Article:

G. Vimala and S. A. Thippesh. Effect of Bamboo Reinforcements in Structural Concrete Member. *International Journal for Modern Trends in Science and Technology* 2021, 7, 0707106, pp. 355-360. <https://doi.org/10.46501/IJMTST0707058>

Article Info.

Received: 14 June 2021; Accepted: 12 July 2021; Published: 27 July 2021

INTRODUCTION

Bamboo is a natural element and available in the rural areas as a huge quantity and easy to use in different sizes. It is very widely used in construction and housing. According to study it is estimated that one billion people in the world live in bamboo houses. Recently bamboos are used as reinforcing material in concrete and to make framing, shoring, scaffolding flooring, walls, roofs and trusses. In Bangladesh several species of bamboo are prized for their strength and cultivated in villages. These include jai (*bambusa vulgaris*), barua (*bambusa balcooa*) and mittinga (*bambusa jaintiana*). The mechanical properties vary with height and age of the bamboo Culm. Research findings indicate that the strength of bamboo increases with age. The optimum strength value occurs between 2.5 and 4 years. The strength decreases at a later age. The objective of this study is to analysis the use of bamboo as reinforcement in structural concrete member. The parameters investigated were: density, tensile strength and modulus of elasticity of bamboo reinforcements, flexural performance of bamboo reinforced beams, cracks and deflection patterns after loading and compressive characteristics of bamboo reinforced columns, strength cost ratio of bamboo reinforced construction.

REVIEW OF LITERATURE

- Ghavami showed that the ultimate load of a concrete beam reinforced with bamboo increased 400% as compared to un-reinforced concrete. It was found that, compared to steel, there was lower bonding between the bamboo and concrete, and the bamboo had a Modulus of elasticity 1/15 of steel.

- The United States Naval Civil Engineering Laboratory recommended that the amount of Bamboo reinforcement in concrete be 3- 4% of the concrete's cross-sectional area as the optimum amount. It concludes that bamboo reinforced concrete is a potential alternative light construction method at a low cost. Lo et al. and Amada et al. investigated the mechanical and physical properties of bamboo and conducted an investigation into the structure and purposes of the nodes, which they found to strengthen the bamboo Culm.

- Masani conducted a study and found that the bamboo reinforcement area should be 5 times the

typical steel reinforcement area, and that even when fine cracks develop on the surface of bamboo, the load carrying capacity of the member is not reduced. The only negative properties of bamboo given are its susceptibility to attack by insects, fungi and dried bamboo is prone to catch fire.

Therefore, investigation of locally available bamboo reinforcements in tension and compression member of concrete with cost analysis is the major concern of this study.



FIGURE I

Bamboo Reinforcements

- Unit Weight of Bamboo Reinforcements

Unit weight of bamboo specimens were calculated by standard method of determination of unit weight. The result found is listed in Table I.

TABLE I

Unit weight of Bamboo and Steel Reinforcements

Sample No.	Lengt h, m	Diame ter of Bar, mm	Weig ht, kg	Unit Weigh t, kg/m ³	Averag e Unit weight, kg/m ³
Bamboo -1	0.3	12	0.027	795	770
Bamboo -2	0.3	12	0.026	780	
Bamboo -3	0.3	12	0.025	735	
Steel-1	0.3	12	0.267	7860	7870

- Tensile strength of Bamboo Reinforcements
Specimens of 12 mm diameter and 0.3 m length were used to determining tensile strength properties. To eliminate gripping problem in tensile strength testing of specimens using UTM, GI wires (1 mm diameter) were bonded spirally at both ends of the specimen. Three specimens were tested to determining the yield strength and modulus of elasticity of bamboo reinforcements. The results obtained for Sample Bamboo-1, Bamboo-2 and Bamboo-3 are figured in Figure II-IV respectively.

Legend for Figure II-IV	
	Proportional limit
	Yield Limit
	Modulus Line
	0.2% offset line

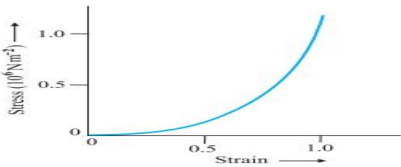


Fig. 3 Stress-strain curve for the elastic tissue of Aorta, the large tube (vessel) carrying blood from the heart.

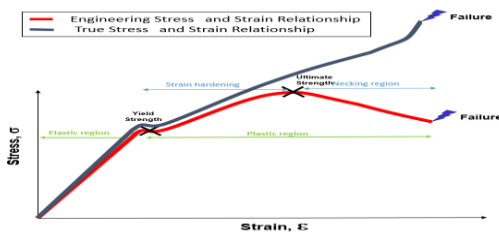


FIGURE III

Stress-strain relationship of sample 2

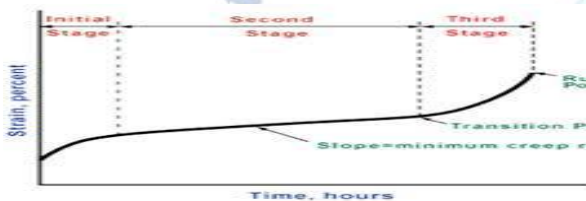


FIGURE IV

Stress-strain relationship of sample 3 From Figure II, III and IV by offset of 0.002 strain yield strength and modulus of elasticity of samples were estimated and listed in Table II.

TABLE II

Modulus of Elasticity of Bamboo Reinforcements

Sample No.	Yield Strength, Mpa	Average Yield Strength, Mpa	Modulus of Elasticity, Mpa	Average Modulus of Elasticity, Mpa
Bamboo-1	95	105	5920	6500
Bamboo-2	105		8000	
Bamboo-3	117		5600	
Steel-1	300	300	200000	200000

- Compressive strength of concrete

Cylindrical specimens were tested under compression (Figure V) to measure the compressive strength of used concrete. The mixing proportion of concrete mix and the results found in compressive strength is listed in Table III and Table IV respectively. Modulus of elasticity of

concrete was calculated from the empirical formula $E_c = 4700\sqrt{f'_c}$ in MPa.

TABLE III

Mixing Proportion of Concrete

Concrete Specimen M20 (1:2:3) w/c= 0.50			
Cement, kg/m3	Sand, kg/m3	Brick, kg/m3	Chips,
185	371	555	

TABLE IV

Compressive Strength of Concrete

Specimen	Compressive strength after curing, N/mm2			Modulus of Elasticity, N/mm2
	7 Days	14 Days	28 Days	
Concrete M20	15.3	18.2	23.9	22977



FIGURE V

Compressive Strength Testing of Concrete

- Experimental Investigation of Bamboo Reinforcements
- Flexural Strength of Bamboo Reinforced Concrete Beam

Plain cement concrete beam, bamboo reinforced concrete beam and steel reinforced concrete beams were casted to test their flexural strength. 2mm diameter mild steel wires were used to bind the reinforcements for each type of beam as stirrup with spacing 150 mm. Constitutes and properties of beam sections are listed in Table-V. After casting all the specimens hardened and cured for 28 days and the flexural test were performed in accordance with IS: 516-1959 only the span of beam kept different. Preparation of reinforcement for beam and column specimen is given in figure VI.



Fig. 1: Bamboo as a reinforcement in column [11]

FIGURE VI

Bamboo Reinforcement binding for Beam and Column Specimens

In the test, with the help of loading gauge and deflection dial gauge which was fitted on center of beam, deflection of beams under each load were recorded. After that load deflection curve has been plotted and maximum bending moment and flexural strength calculated. The load deflection curve obtained for the beam specimens were shown in Figure-VII. From the test results and the graphical representation the maximum load on center of each beam specimens and the maximum deflection at failure load is listed in Table VI. The maximum bending moment at the center of beam and flexural strength corresponding maximum load was calculated and listed in Table-VI.

BAMBOO AS REINFORCEMENT IN STRUCTURAL MEMBER

- Bamboo reinforcement in flexural member According to flexural test results, the beam of plain cement concrete can carry maximum 25 kN load at center and failure occur at 1.9 mm deflection at center of beam specimen. But for same condition when the beam reinforced with two bamboo reinforcements of 12 mm diameter it got 32% more strength and failure occur at deflection 3.5 mm. When using three bamboo reinforcements, it got 80% more flexural strength. It is previously studied that cost of bamboo reinforced beam is relatively low as per strength requirements with comparing plain cement concrete beam with small span. Steel reinforced concrete beam is superior to than other in terms of strength but, when low cost and low self-weight construction needed, it reminds bamboo reinforced construction. The failure modes of specimens are shown in Figure IX.

- Bamboo reinforcement in compression member Compression test of column specimens shows that, the plain cement concrete column can withstands a very small deflection and fails immediately after cracks

generates. But when it can be reinforced with four bamboo strips of 12 mm diameter with tie of 2 mm mild steel wire it can withstands a large deflection and can carry 45% more compression. By increasing bamboo reinforcements in column, it can be acquire more strength as per requirements in construction. It is practically proved that steel reinforced column can withstands large deflection due to its high modulus of elasticity, but cracking starts in bamboo reinforced column and steel reinforced column at nearly same compressive load. Failure mode of columns depends on the properties of concrete not the types of reinforcements, but the post cracking behavior is different.

STRENGTH-COST ANALYSIS OF BAMBOO REINFORCED MEMBER

The strength to cost ratio of each specimen is listed in Table IX-X. It shows that, the highest strength obtained from beam BRC-B2 in respect of cost. Strength to cost ratio is higher than steel reinforced beam also, therefore to obtain high strength cost ratio bamboo reinforced beam is superior to the others.

TABLE IX

Strength to Cost Ratio of Beam specimens

Types of Beam	Flexural Strength, MPa	Cost Per Specimen, Tk.	Strength to Cost Ratio	Percent of PCC-B
PCC-B	6.67	150	0.044	1
BRC-B	8.8	170	0.052	1.18
1	12.08	180	0.067	1.52
BRC-B	14.5	225	0.064	1.45
2				
SRC-B				

For column specimens the total compressive strength greatly depends upon property of concrete, not the types and quantity of reinforcement primarily. Therefore for the short span column strength cost ratio of column specimens is not very high than PCC-C. It is noticeable that, the strength cost ratio of steel reinforced concrete is lower than that of plain concrete, because only a small part of reinforcement is carrying compression.

TABLE: X
Strength to Cost Ratio of Column Specimens

Types of Column	Ultimate Compressive Strength, MPa	Cost Per Specimen, Tk	Strength to Cost Ratio	Percent of PCC-C
PCC-C	9.1	150	0.061	1
BRC-C 1	13.2	185	0.071	1.16
BRC-C 2	14.3	195	0.073	1.2
SRC-C	17.3	310	0.056	0.91

RECOMMENDED USE OF BAMBOO REINFORCEMENTS

According to study by researchers in world, in next 60 years steel production will be reduce hence a utilization of natural and eco-friendly options like bamboo should be used. Compression strength of round bamboo ranges from 47.9 to 69.9 Mpa and they are weak in shear. Plain concrete and untreated bamboo columns showed brittle behavior in which, tiny cracks occurred at the surface of the column at about 80% of maximum axial force. Use of bamboo as reinforcement may lead to economy as compared to structures reinforced with steel; thereby overall cost of construction can be reduced (10- 20%). Strength-Cost ratio of bamboo is more than nine times higher than that of steel. From these recommendations of researchers it is cleared that, bamboo reinforced structures is safe and economical for moderate strength construction.

LIMITATIONS OF BAMBOO REINFORCEMENTS AND THEIR PROBABLE REMEDIES

The main problem associated with using bamboo reinforcements in concrete structure is high water absorption of bamboo and minimize continuous water absorption waterproofing agent is recommended. The increase in volume of bamboo is found after absorbing water in the concrete, which progressively caused loss in bond strength. Actually bond strength of bamboo reinforcements with concrete is very lower comparing to mild steel reinforcements. Therefore, it cannot be used in high rise structures where heavy imposed loads present. Resistance to seismic forces in bamboo housing system is very less as compared to the modern housing system. Because it possesses low stiffness compared to mild steel reinforcements. Bamboo has a low modulus

of elasticity compared to steel, which will caused cracking in concrete in short time. Therefore design life of bamboo reinforced concrete is much less than steel reinforced concrete.

Bamboo reinforcements can be used by painting some waterproofing paint having sufficient bonding capacity with concrete to reduce the water absorption. For improving bond strength gripping with steel wire was recommended by researchers previously.

Bamboo needed to dry after cutting for seasoning purpose about 3-4 weeks, which cannot allows always preventing constructional delay. If seasoning was not done properly, it will possess lower strength in structure.

Although bamboo is vulnerable to environmental degradation and attacks by insects and moulds. One major shortcoming of bamboo reinforcements is fire susceptibility. Therefore, a bamboo reinforced concrete element is suitable for low rise economic structures

CONCLUSIONS

This study gives bamboo as a potential material to be used as reinforcement for low load bearing structures. Based on the experimental observation, the following can be concluded:

- The yield strength of bamboo reinforcements is about 105 N/mm², about one-third of that of steel, with low modulus of elasticity.
- The load carrying capacity and flexural strength of the BRC beams are found much better with respect to plain cement concrete beam. It was found 32% more strength than PCC beam when using only two bamboo reinforcements of 12 mm diameter.
- Deflection of PCC beams is higher with respect to BRC beams at same loading condition and after initial crack BRC beams can withstands a large deflection than PCC beams before failure.
- Compression carrying capacity depends greatly on properties of concrete and bonding between reinforcements and concrete. BRC column can resist more compression than PCC.
- PCC columns cannot resist deflection after cracking, but a BRC column withstands a large deflection after cracking starts.
- Steel reinforcements has a great bond strength with concrete than BRC, therefore SRC structures can resist more deflection and compression than others.

- Gaining better strength with low cost rate BRC is superior to the others at same conditions. For moderate loaded structures BRC construction is more economical.

REFERENCES

1. Adom Asamoah, M., and Afrifa, O. R., "A Comparative Study of Bamboo-reinforced Concrete Beams Using Different Stirrup Materials for Rural Construction", International Journal Of Civil And Structural Engineering, Vol 2, No1, pp. 407 – 423, 2011.
2. U.S. Naval Civil Engineering Laboratory, "Bamboo Reinforced Concrete Construction", <http://www.romanconcrete.com/docs/bamboo1966/>, Bamboo Reinforced Concrete, pp. 1-20, 1966- 2000.
3. Lo Cuo, Leung, "The Effect of Fiber Density on Strength Capacity of Bamboo", Materials Letter, Vol. 58, pp 2595-2598, 2004.
4. Janseen JJA, "Designing and Building with Bamboo", INBAR, Technical report No, 20, Beijing, 2000

