

Experimental Study on Hardened Properties of Concrete by Partial Replacement of Cement with Marble Powder for M30 Grade of Concrete

Sk.Sahera¹ | Dr.K.Chandramouli²

¹PG Scholar, Department of Civil Engineering, NRI Institute of Technology, Guntur, Andhra Pradesh, India.

²Professor & HOD, Department of Civil Engineering, NRI Institute of Technology, Guntur, Andhra Pradesh, India.

To Cite this Article

Sk.Sahera and Dr.K.Chandramouli, "Experimental Study on Hardened Properties of Concrete by Partial Replacement of Cement with Marble Powder for M30 Grade of Concrete", *International Journal for Modern Trends in Science and Technology*, Vol. 03, Issue 04, 2017, pp. 93-96.

ABSTRACT

Making and using of a sustainable concrete has become an important requirement day by day. To reduce the environmental effect, several of supplementary cementing and pozzolanic materials and mineral admixtures and chemical admixtures are introduced and they are partial replacement of cement in the concrete. This paper reports the results of Hardened properties of the concrete with partial replacement of Partial replacement of Marble Powder (0%, 5%, 10%, 15% & 20%). The test results indicate that Marble Powder is an effective mineral admixture, with 10% as the optimal replacement ratio of cement.

KEYWORDS: Cement, Marble Powder, Hardened Properties

Copyright © 2017 International Journal for Modern Trends in Science and Technology
All rights reserved.

I. INTRODUCTION

Concrete is the most extensively used construction material in the world, which consumes natural resources like lime, aggregates and water. The worldwide production of cement has greatly increased, due to this production environmental pollution increases with emission of CO₂ gas. To reduce this effect cement was replaced by some supplementary materials like Marble Powder, Rice Husk Ash, Fly ash, Brick Powder and Ground Granulated Blast Furnace Slag (GGBS), etc. In this content Marble Powder is a pozzolanic material used in wide range in replacement of cement. Marble Powder are Pozzolanic materials due to its pozzolanic activity the strength properties and durability properties of concrete increases and reduction in Porosity and Permeability also. Recently many researchers focused on the use of waste materials in concrete as cement replacement.

II. EXPERIMENTAL PROGRAMME

Concrete was made of ordinary Portland cement 53 grade, Fine aggregate, Coarse aggregate, water, Marble Powder as a mineral admixture and Super plasticizer as chemical admixture.

A. Cement

Cement may be defined as the adhesive substance capable of uniting fragments or masses of solid matter to a lumped whole Lea *et al.* (1970). Various types of cements can be used in the concrete production. It should be fresh, free from foreign matters and of uniform consistency.

B. Fine Aggregate

The most common fine aggregate used in the concrete is river sand. River sand is a vital ingredient in making the two most normally used construction material viz. cement concrete and mortar. The sand should be clean, hard, strong and free from the organic impurities and

deleterious substances. It should be capable of producing a sufficiently workable mix with minimum water-cement ratio.

C. Coarse Aggregate

The aggregates are formed due to natural designation of rocks or by artificial crushing of the rock or gravel. Specific gravity and fineness modulus of aggregate is 2.65 and 6.98 respectively.

D. Water

Mixing water should be clean, fresh and potable. Water should be free from impurities like clay, loam, soluble salts which leads to deterioration in properties of concrete. Potable water is fit for mixing and curing of concrete.

Table-1 Chemical Properties of Binder Materials

S.NO	CONSTITUENTS (MASS %)	M.P
1	Silica (Sio2)	11.38%
2	Alumina (Al2O3)	0.23%
3	Ferric Oxide (Fe2O3)	0.09%
4	Calcium Oxide (Cao)	45.18%
5	Total Alkalies (Na2O+K2O)	-

Table-2 Physical Properties of Binder Materials

S.NO	PARTICULAR	M.P	CEMENT
1	Color	white	Grey
2	Specific gravity	2.6	3.11
3	Fineness	4%	3%
4	Standard consistency	-	31%
5	Initial setting time	-	76min
6	Final setting time	-	345min

Table-3 Test Results on Fine Aggregate

Properties	Results obtained	Range
Specific Gravity	2.67	2.5-3.0
Fineness Modulus Test	2.8	2.6-3.2
Bulking Of sand	4%	-

Table-4 Concrete Mixture Proportions For 1 M³Of Concrete (M30 Grade)

Materia l mixture	Gravel(K G)	sand(K G)	cement(K G)	M. P	W/ C	sp
Referen ce	1215	744	370	-	0.39	0.015%
MP5	1215	744	351.5	5%	0.39	0.015%
MP10	1215	744	333	10%	0.39	0.015%
MP15	1215	744	314.5	15%	0.39	0.015%
MP20	1215	744	296	20%	0.39	0.015%

III. TEST METHODS

The compressive strength, Split tensile strength and Ultrasonic pulse velocity test of various concrete mixtures were determined on 150mm³ cubes, 150x300mm cylinders.



Fig 1 UPV cube testing

IV. RESULTS AND DICUSSION

Table-5, Table 6, shows development for MP10% and reference concrete at different ages up to 90 days. From the results it can be seen that in both cases compressive strength and split tensile strength is increased with age. Table 7 shows the ultrasonic pulse velocity of concrete for MP15% is >4000 m/sec the quality of concrete is excellent up to MP15% of RHA.

Table-5 COMPRESSIVE STRENGTH (N/mm²) OF M.P CONCRETE

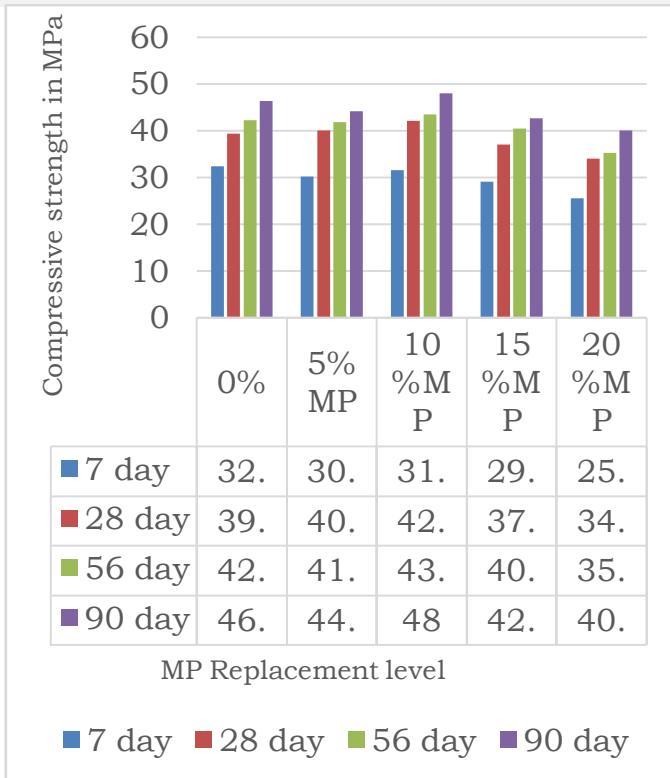
s.no	M.P (%)	7 DAYS	28 DAYS	56 DAYS	90 DAYS
1	0	32.4	39.3	42.2	46.37
2	5	30.2	40.1	41.8	44.1
3	10	31.6	42.1	43.4	48
4	15	29.1	37.1	40.5	42.6
5	20	25.6	34.1	35.3	40.1

Table-6 Tensile Strength of MP (MPa)

S.no	M.P(%)	7 DAYS	28DAYS	90 DAYS
0	REF.MIX	3.24	3.93	4.63
1	5	3.32	4.41	4.85
2	10	3.79	5.05	5.76
3	15	2.91	3.71	4.26
4	20	2.56	3.41	4.01

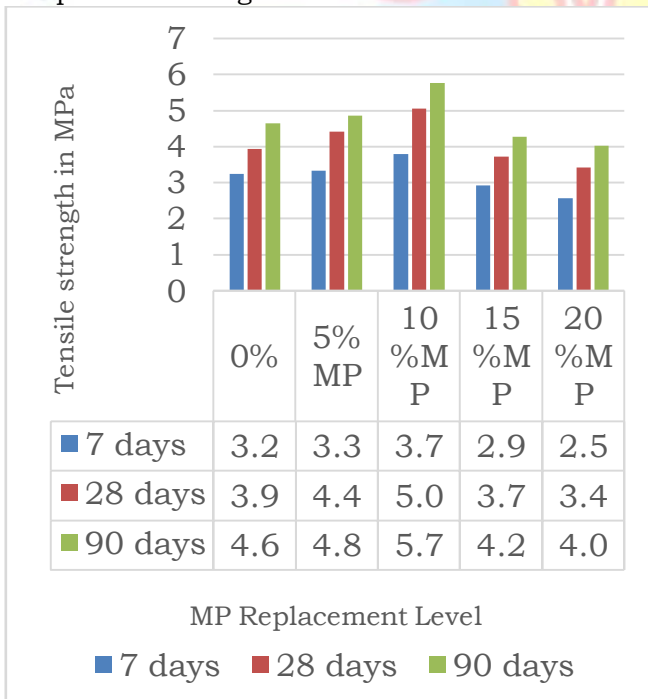
Table-7 Ultrasonic Pulse Velocity of RHA concrete in m/sec

S.No	M.P (%)	28 days
1	REF.MIX	4387
2	5	4289
3	10	4687
4	15	4126
5	20	3956



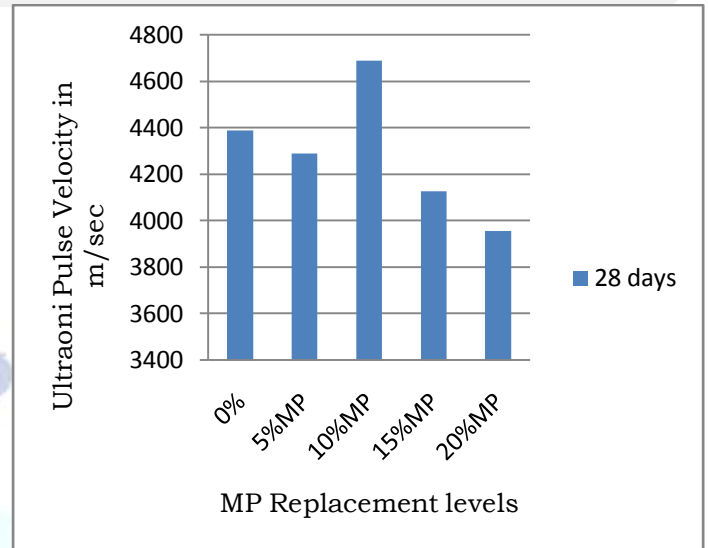
Graph for Table 5

This graph shows compressive strength will be maximum at MP [10%] at 90 days is 48N/mm² and 28 days strength is 42.1N/mm². In this graph X axis is replacement proportion and Y axis is compressive strength



Graph for Table-6

This graph shows Split tensile strength will be maximum at MP [10%] at 90 days is 5.76N/mm² and 28 days strength is 3.79N/mm². In this graph X axis is replacement proportion and Y axis is Split tensile strength.



Graph for Table 7

This graph shows ultrasonic pulse velocity is >4000m/sec up to a percentage of MP 15% the quality of concrete is excellent. In this graph X axis is replacement proportion and Y axis is UPV value.

V. CONCLUSION

1. Compressive strength of concrete is increases with the addition of MP up to 10% of cement after it is decreases.
2. Split tensile strength of concrete is increases with the addition of MP up to 10% of cement after it is decreases.
3. Ultrasonic pulse velocity of concrete is excellent up to percentage of 15%MP and then adding of MP the UPV is Satisfactory.

REFERENCES

- [1] Madhangopalkallutla, G. Sreenivasulu & C. Sashidhar, "Prediction of Compressive strength of cement by using regression technique with partial replacement of hylam powder in cement mortar" CIVEJ, Vol.3, No.2, pp.137-144, June 2016.
- [2] Ali ergun, "Effect of the usage of diatomite and waste marble powder as partial replacement of cement on mechanical properties of concrete", Construction and Building Materials, Vol.25, pp.809-812, 2011.
- [3] Hebhoub H, Aoun H, Belachia M. & Hourai H, "Use of marble aggregate in concrete, Construction and Building Materials, Vol.25, pp.1167-1171, 2011.
- [4] Rahmat Madandoust & Reza Ghavidel, "Mechanical properties of concrete containing waste glass powder and rice-husk-ash," bio systems-Engineering, Vol.116, pp.113-119, July 2013.
- [5] A Talha, F. Kharchi & R. Chaid, "Influence of Marble Powder on High Performance concrete behavior," Procedia Engineering, Vol.114, pp.685-690, 2015.
- [6] Omar M. omar, Ghada D. AbdElhameed, Mohamed A. Sherif, Hassan A. Mohamdien, "Influence of Lime stone waste as partial replacement material for sand

& Marble powder in concrete properties,” HRBC journal, Vol.8,pp.193-203,2012.

- [7] SudarshanD.kore, A.K Vyas, “Impact of waste Marble waste a coarse aggregate on properties on lean cement concrete,” Case studies in construction materials, Vol.4, pp.85-92, 2016.

